



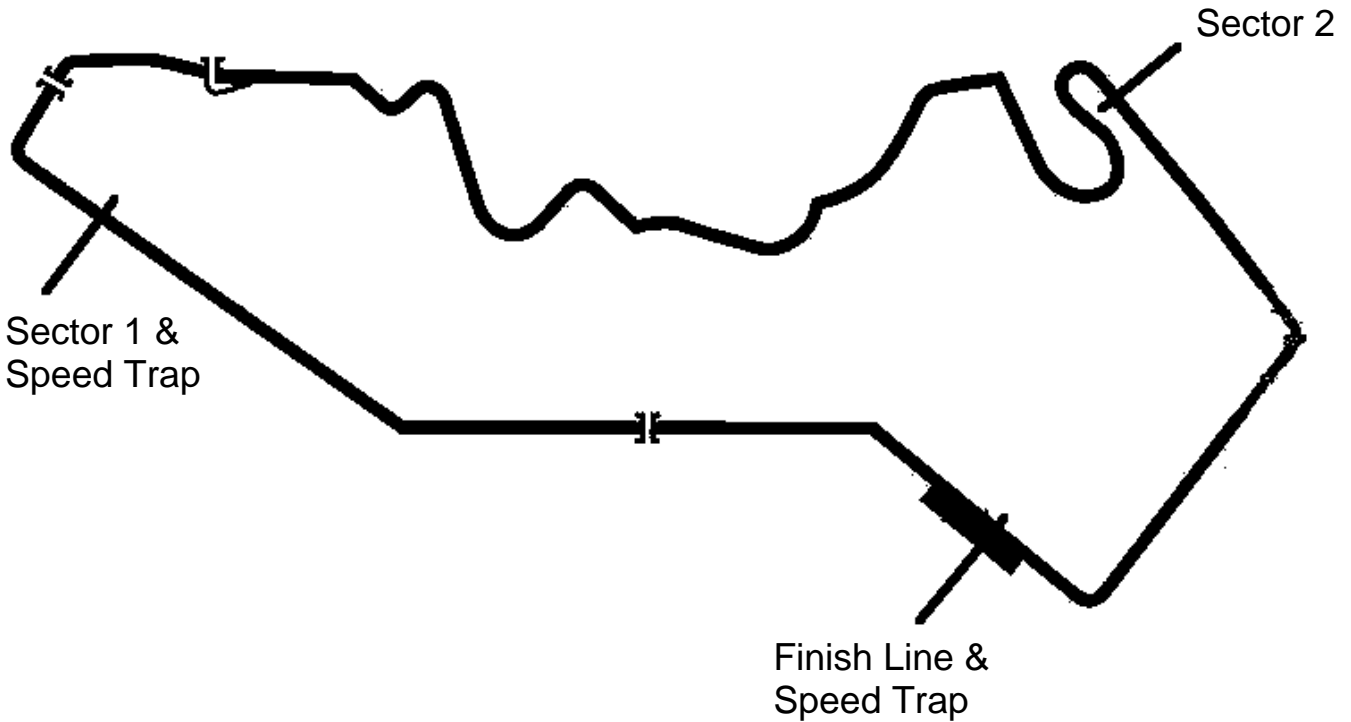
FORMULA 3 GRAND PRIX

Circuito da Guia

13th - 16th November 2003

www.mstworld.com

BULLETIN TK000



Circuito Da Guia – 6.12km

TIMING PAGES

PAGES 1 AND 2 – CLASSIFICATION

PRACTICE MODE

- P** - POSITION
- NUM** - CAR/BIKE NUMBER
- NAME** - DRIVER/RIDER
- BEST** - BEST TIME

- DIFF** - GAP TO POLE POSITION

- LAP** - NUMBER OF LAPS COMPLETED
- LAST** - LAST LAP TIME
- GREEN SPOT** - FASTEST LAP ON LAST LAP
- RED SQUARE** - CAR/BIKE IN PITS

RACE MODE

- P** - POSITION
- NUM** - CAR/BIKE NUMBER
- NAME** - DRIVER/RIDER
- GAP** - NUMBER OF LAPS FOR LEADER;
GAP TO LEADER
- INT** - INTERVAL BETWEEN
CARS/BIKES
- PS** - NUMBER OF PIT STOPS
- LAST** - LAST LAP TIME

PAGE 3

SECTOR INFORMATION - TOP 20

PAGE 4 – SCROLLING SCREEN

- NUM** - CAR/BIKE NUMBER
- NAME** - DRIVER/RIDER
- SPLIT** - TIME FROM FINISH LINE TO SECTOR 1
- TRAP** - SPEED AT SECTOR 1
- LAPTIME** - LAST LAP TIME
- LAP** - LAPS COMPLETED
- FL SPEED** - SPEED AT FINSH LINE
- GREEN INFO** - PERSONAL BEST
- PURPLE INFO** - OVERALL BEST

- BOTTOM OF PAGE** - HISTORY OF RACE CONTROL MESSAGES




50th Macau Grand Prix FREE PRACTICE 1

POS	NO	CL	NAME	NAT	ENTRY	LAPS	GAP	KPH
1	9		James COURTNEY	AUS	Dallara F302 Toyota-Tom's	2:14.724	13	
2	37		Pierre KAFFER	GER	Dallara F303 Toyota Tom's	2:15.468	11	0.744
3	11		Richard ANTINUCCI	USA	Dallara F302/3 Renault-Sodemo	2:16.388	13	1.664
4	10		Tatsuya KATAOKA	JPN	Dallara F302 Toyota-Tom's	2:16.433	12	1.709
5	4		Narain KARTHIKEYAN	IND	Dallara F302/3 Honda-Mugen	2:16.650	11	1.926
6	16		Fabio CARBONE	BRA	Dallara F302 Renault-Sodemo	2:16.678	12	1.954
7	1		Ryan BRISCOE	AUS	Dallara F303 Opel-Spiess	2:16.952	12	2.228
8	2		Katsuyuki HIRANAKA	JPN	Dallara F302 Opel-Spiess	2:17.059	12	2.335
9	25		Robert KUBICA	POL	Dallara F302 Opel-Spiess	2:17.155	13	2.431
10	23		Paolo MONTIN	ITA	Dallara F303 Nissan-Tomei	2:17.268	11	2.544
11	20		Robert DOORNBOS	NED	Dallara F302/3 Opel-Spiess	2:17.401	13	2.677
12	32		Hiroki YOSHIMOTO	JPN	Dallara F302 Opel-Spiess	2:17.719	12	2.995
13	15		Andrew THOMPSON	GBR	Dallara F302/3 Renault-Sodemo	2:17.881	12	3.157
14	6		Nico ROSBERG	FIN	Dallara F302/3 Honda-Mugen	2:18.235	13	3.511
15	5		Alvaro PARENTE	POR	Dallara F302/3 Honda-Mugen	2:18.266	12	3.542
16	17		Nicolas LAPIERRE	FRA	Dallara F302 Renault-Sodemo	2:18.414	11	3.690
17	36		Fairuz FAUZY	MAL	Dallara F302 Honda-Mugen	2:18.437	12	3.713
18	18		César CAMPANICO	POR	Dallara F302 Renault-Sodemo	2:18.517	12	3.793
19	12		Nelson PIQUET JR	BRA	Dallara F302/3 Renault-Sodemo	2:18.672	12	3.948
20	31		Pedro BARRAL	ESP	Dallara F302 Opel-Spiess	2:18.946	12	4.222
21	33		Ernest VISO	VEN	Dallara F302 Honda-Mugen	2:18.951	13	4.227
22	38		Michael HO	MAC	Dallara F302 Toyota Tom's	2:19.561	12	4.837
23	22		Naoki YOKOMIZO	JPN	Dallara F302 Opel-Spiess	2:20.396	11	5.672
24	30		Danny WATTS	GBR	Dallara F302 Honda-Mugen	2:20.847	12	6.123
25	19		Robert AUSTIN	GBR	Dallara F302/3 Opel-Spiess	2:21.084	12	6.360
26	27		Lewis HAMILTON	GBR	Dallara F302 Honda-Mugen	2:21.486	11	6.762
27	28		LEI Kit Meng	MAC	Dallara F302 Honda-Mugen	2:23.806	12	9.082
28	21		Ronnie QUINTARELLI	ITA	Dallara F302 Opel-Spiess	2:23.816	11	9.092
29	26		Marco BONANOMI	ITA	Dallara F302 Opel-Spiess	2:29.157	4	14.433
30	29		Joseph Rosa MERSZEI	MAC	Dallara F302 Honda-Mugen	2:32.237	9	17.513

Weather/Track: Bright/Dry
Results from UNISYS. Imagine it. Done.


Circuito Da Guia
Circuit Length = 6.1200 km.
Start: 10:36 End: 11:06

Race Director:	Steward:	Timekeeper:
----------------	----------	-------------



50th Macau Grand Prix
FREE PRACTICE 1 - SECTOR ANALYSIS

1	Ryan BRISCOE		AUS		Dallara F303 Opel-Spiess							
1	2:00.759	146.3	1:51.492	33.177	185.8	4:25.428	7 - 25.017	254.7	1:28.577	34.228	195.6	2:27.822
2	26.906	210.5	1:35.614	30.858	192.1	2:33.378	8 - 25.236	251.1	1:23.513	29.098	194.9	2:17.847
3	25.401	225.4	1:29.625	29.874	193.2	2:24.900	9 - 24.845	257.1	1:25.684	32.773	196.0	2:23.302
4	25.178	248.8	1:27.920	29.682	194.5	2:22.780	10 - 25.138	252.3	1:23.155	28.915	197.0	2:17.208
5	25.083	252.9	1:31.825	34.589	194.9	2:31.497	11 - 24.767	258.3	1:25.718	29.380	195.2	2:19.865
6	25.336	251.1	1:26.065	29.686	194.5	2:21.087	12 - 24.843	255.9	1:23.199	28.910	195.2	2:16.952
2	Katsuyuki HIRANAKA		JPN		Dallara F302 Opel-Spiess							
1	2:25.400	232.2	1:32.216	30.455	192.8	4:28.071	7 - 25.023	254.7	1:23.902	29.275	195.6	2:18.200
2	25.675	250.5	1:28.161	30.268	193.8	2:24.104	8 - 24.901	257.7	1:32.448	32.785	194.2	2:30.134
3	25.106	257.1	1:29.087	30.269	190.4	2:24.462	9 - 24.952	256.5	1:38.886	29.756	194.5	2:33.594
4	25.722	251.1	1:27.798	30.013	194.2	2:23.533	10 - 24.999	255.3	1:23.263	28.829	195.2	2:17.091
5	25.101	255.9	1:27.620	29.976	194.9	2:22.697	11 - 25.031	255.3	1:26.888	28.922	196.7	2:20.841
6	24.718	258.9	1:37.784	30.403	195.2	2:32.905	12 - 25.001	254.7	1:23.264	28.794	195.6	2:17.059
4	Narain KARTHIKEYAN		IND		Dallara F302/3 Honda-Mugen							
1	3:01.283	194.5	1:39.992	34.724	188.8	X:00.000	7 - 25.134	252.9	1:24.141	29.265	195.2	2:18.540
2	26.781	238.9	1:33.861	30.602	193.8	2:31.244	8 - 25.077	254.1	1:25.201	29.975	196.3	2:20.253
3	25.403	249.4	1:30.601	46.769		2:42.773P	9 - 24.898	254.7	1:23.172	28.732	197.0	2:16.802
4	3:25.446	241.6	1:28.046	29.733	194.9	X:00.000	10 - 25.069	252.9	1:22.671	28.910	196.0	2:16.650
5	25.232	250.5	1:24.391	29.330	195.2	2:18.953	11 - 24.933	255.3	1:29.924	52.702		2:47.559P
6	25.201	252.9	1:24.109	29.124	196.3	2:18.434						
5	Alvaro PARENTE		POR		Dallara F302/3 Honda-Mugen							
1	1:47.110	155.1	1:47.190	31.869	189.4	4:06.169	7 - 24.952	252.9	1:28.940	29.719	196.7	2:23.611
2	27.493	223.1	1:35.636	30.649	194.9	2:33.778	8 - 25.056	254.1	1:26.008	29.612	199.2	2:20.676
3	26.484	237.3	1:34.188	30.203	196.0	2:30.875	9 - 25.065	253.5	1:26.282	29.183	197.4	2:20.530
4	25.520	247.1	1:29.881	29.960	195.6	2:25.361	10 - 25.134	252.3	1:24.940	29.197	197.8	2:19.271
5	25.532	250.0	1:30.094	29.644	196.7	2:25.270	11 - 25.052	254.7	1:24.815	29.048	197.4	2:18.915
6	25.186	252.3	1:30.261	29.906	197.0	2:25.353	12 - 25.146	252.9	1:24.146	28.974	197.8	2:18.266
6	Nico ROSBERG		FIN		Dallara F302/3 Honda-Mugen							
1	1:46.502	158.8	1:42.222	31.711	189.1	4:00.435	8 - 25.065	254.1	1:24.641	29.178	194.5	2:18.884
2	26.682	248.8	1:33.846	30.698	194.5	2:31.226	9 - 25.069	252.9	1:24.865	29.083	196.0	2:19.017
3	25.241	252.9	1:31.467	29.869	194.9	2:26.577	10 - 25.013	253.5	1:24.224	28.998	196.7	2:18.235
4	25.723	246.0	1:28.229	29.697	192.5	2:23.649	11 - 25.021	253.5	1:24.875	29.228	190.1	2:19.124
5	24.942	254.1	1:25.905	29.516	193.5	2:20.363	12 - 25.143	254.1	1:25.631	29.293	196.3	2:20.067
6	25.166	252.9	1:26.011	29.324	193.8	2:20.501	13 - 24.938	254.7	1:23.613	35.245	195.6	2:23.796
7	25.137	252.3	1:24.833	29.300	195.2	2:19.270						
9	James COURTNEY		AUS		Dallara F302 Toyota-Tom's							
1	1:20.905	202.2	1:45.061	31.202	193.5	3:37.168	8 - 24.780	258.3	1:22.566	28.768	194.5	2:16.114
2	25.689	234.2	1:30.412	29.702	194.9	2:25.803	9 - 24.782	258.9	1:22.613	28.965	196.0	2:16.360
3	24.887	252.9	1:27.423	29.180	196.0	2:21.490	10 - 24.730	259.6	1:24.084	28.768	197.4	2:17.582
4	24.866	257.1	1:24.304	29.055	196.3	2:18.225	11 - 24.645	259.6	1:21.777	28.302	197.8	2:14.724
5	24.730	259.6	1:25.284	29.046	195.6	2:19.060	12 - 24.568	261.5	1:23.192	28.626	198.1	2:16.386
6	24.634	260.8	1:26.234	28.952	197.0	2:19.820	13 - 24.303	262.7	1:23.812	28.878	197.0	2:16.993
7	24.760	257.7	1:23.551	28.751	194.9	2:17.062						



50th Macau Grand Prix FREE PRACTICE 1 - SECTOR ANALYSIS

(contd.)

10	Tatsuya KATAOKA		JPN		Dallara F302 Toyota-Tom's								
1	1:21.060	173.0	1:50.902	32.733	189.1	3:44.695	7	24.774	258.3	1:26.190	29.685	194.5	2:20.649
2	26.261	223.1	1:30.607	30.490	193.5	2:27.358	8	24.781	258.9	1:23.610	29.374	195.6	2:17.765
3	25.196	251.1	1:26.679	29.752	194.9	2:21.627	9	24.758	258.3	1:26.710	29.808	196.7	2:21.276
4	24.875	258.3	1:24.577	29.536	195.6	2:18.988	10	24.717	258.3	1:25.761	29.252	196.0	2:19.730
5	24.892	256.5	1:24.241	30.046	194.9	2:19.179	11	24.645	259.6	1:22.919	28.869	196.3	2:16.433
6	24.893	255.9	1:25.328	29.519	196.3	2:19.740	12	24.619	259.6	1:27.855	28.880	195.6	2:21.354
11	Richard ANTINUCCI		USA		Dallara F302/3 Renault-Sodemo								
1	1:31.677	174.7	1:46.418	32.286	188.8	3:50.381	8	24.607	258.9	1:24.631	29.279	198.1	2:18.517
2	26.273	223.1	1:31.406	30.235	192.8	2:27.914	9	24.556	257.7	1:24.053	29.839	197.8	2:18.448
3	25.109	254.7	1:28.002	29.776	193.8	2:22.887	10	24.400	260.8	1:24.404	29.053	197.4	2:17.857
4	24.903	255.9	1:24.616	29.559	195.2	2:19.078	11	24.670	257.1	1:22.598	29.120	197.4	2:16.388
5	24.860	255.3	1:24.197	29.410	196.0	2:18.467	12	24.595	259.6	1:27.312	29.204	198.5	2:21.111
6	24.828	255.9	1:23.608	29.122	196.3	2:17.558	13	24.410	257.7	1:24.976	29.026	196.7	2:18.412
7	24.720	258.3	1:23.901	29.756	198.1	2:18.377							
12	Nelson PIQUET JR		BRA		Dallara F302/3 Renault-Sodemo								
1	1:30.531	137.9	1:54.232	35.116	174.7	3:59.879	7	25.318	251.1	1:26.584	29.644	196.3	2:21.546
2	28.321	223.6	1:40.147	31.504	190.4	2:39.972	8	25.173	252.9	1:27.500	29.830	196.3	2:22.503
3	27.003	219.9	1:37.725	31.145	192.1	2:35.873	9	25.159	248.2	1:27.446	29.426	195.6	2:22.031
4	26.583	221.7	1:31.261	30.291	192.8	2:28.135	10	25.031	254.7	1:26.055	29.530	194.5	2:20.616
5	25.657	247.7	1:31.947	30.168	193.8	2:27.772	11	25.017	254.7	1:38.387	29.648	192.1	2:33.052
6	25.676	247.7	1:30.525	30.152	194.5	2:26.353	12	25.626	255.3	1:24.200	28.846	198.5	2:18.672
15	Andrew THOMPSON		GBR		Dallara F302/3 Renault-Sodemo								
1	1:27.395	138.1	1:52.445	32.109	189.4	3:51.949	7	24.908	255.3	1:26.717	29.308	194.2	2:20.933
2	28.687	217.3	1:37.203	30.102	191.4	2:35.992	8	24.892	257.7	1:25.447	29.025	195.2	2:19.364
3	25.760	232.2	1:33.726	30.288	192.1	2:29.774	9	24.894	256.5	1:26.310	29.214	193.2	2:20.418
4	25.381	251.1	1:28.804	29.718	193.2	2:23.903	10	24.918	255.9	1:25.604	29.129	195.2	2:19.651
5	25.542	236.8	1:27.836	30.623	192.5	2:24.001	11	24.958	256.5	1:27.094	29.818	196.7	2:21.870
6	25.151	221.7	1:28.198	29.590	193.5	2:22.939	12	24.875	254.1	1:24.251	28.755	196.7	2:17.881
16	Fabio CARBONE		BRA		Dallara F302 Renault-Sodemo								
1	1:57.381	186.5	1:34.503	33.142	194.2	4:05.026	7	25.127	252.3	1:23.384	29.318	195.2	2:17.829
2	25.317	246.5	1:36.143	31.627	195.6	2:33.087	8	25.127	253.5	1:22.777	28.774	197.4	2:16.678
3	25.108	254.7	1:40.864	46.560		2:52.532P	9	24.905	255.9	1:36.560	29.433	198.8	2:30.898
4	52.448	232.7	1:29.039	29.094	196.3	2:50.581	10	24.956	255.3	1:23.431	29.661	197.8	2:18.048
5	25.195	251.1	1:23.901	29.197	193.5	2:18.293	11	25.035	252.3	1:23.197	29.301	197.4	2:17.533
6	25.243	251.1	1:23.353	28.732	196.7	2:17.328	12	25.016	253.5	1:22.705	29.044	196.3	2:16.765
17	Nicolas LAPIERRE		FRA		Dallara F302 Renault-Sodemo								
1	1:35.188	188.1	1:45.377	31.785	190.1	3:52.350	7	25.201	252.3	1:25.347	29.113	195.6	2:19.661
2	27.242	239.4	1:36.495	30.212	194.2	2:33.949	8	25.145	252.3	1:24.156	29.222	195.6	2:18.523
3	24.958	255.3	1:33.870	30.123	193.5	2:28.951	9	25.145	252.3	1:24.333	29.014	195.2	2:18.492
4	25.242	252.3	1:26.735	29.453	194.2	2:21.430	10	25.146	252.9	1:24.104	29.164	196.0	2:18.414
5	25.203	252.3	1:26.444	30.087	192.1	2:21.734	11	25.109	253.5	1:41.098	55.836		3:02.043P
6	25.320	251.1	1:26.299	29.289	194.2	2:20.908							

**50th Macau Grand Prix
FREE PRACTICE 1 - SECTOR ANALYSIS**


(contd.)

18	César CAMPANICO		POR		Dallara F302 Renault-Sodemo							
1	1:40.700	163.6	1:45.468	33.482	181.8	3:59.650	7 - 25.183	251.7	1:25.432	29.613	193.8	2:20.228
2	27.385	217.7	1:35.442	31.004	190.1	2:33.831	8 - 25.187	252.9	1:25.356	29.618	194.9	2:20.161
3	26.149	224.5	1:39.920	30.500	193.5	2:36.569	9 - 25.136	253.5	1:24.472	29.414	194.9	2:19.022
4	25.548	247.1	1:26.977	29.524	195.6	2:22.049	10 - 25.107	252.9	1:23.930	29.480	194.5	2:18.517
5	25.755	247.1	1:29.452	29.845	194.9	2:25.052	11 - 25.113	253.5	1:24.096	29.683	193.5	2:18.892
6	25.201	251.7	1:27.424	30.731	193.8	2:23.356	12 - 25.136	252.9	1:24.056	29.457	195.2	2:18.649
19	Robert AUSTIN		GBR		Dallara F302/3 Opel-Spiess							
1	1:09.249	160.0	1:56.281	33.988	185.2	3:39.518	7 - 24.938	254.1	1:32.137	29.210	198.5	2:26.285
2	27.702	233.7	1:43.050	31.346	187.5	2:42.098	8 - 24.911	254.1	1:29.947	29.259	194.5	2:24.117
3	26.200	234.7	1:42.911	30.094	192.8	2:39.205	9 - 25.044	254.1	1:29.809	29.170	196.3	2:24.023
4	25.018	237.8	1:34.026	30.046	194.2	2:29.090	10 - 24.997	254.1	1:28.199	29.643	195.2	2:22.839
5	24.977	254.1	1:34.638	29.831	195.2	2:29.446	11 - 25.039	254.7	1:26.942	29.476	194.5	2:21.457
6	24.955	255.9	1:32.030	29.668	197.0	2:26.653	12 - 24.952	252.3	1:26.976	29.156	197.8	2:21.084
20	Robert DOORBOS		NED		Dallara F302/3 Opel-Spiess							
1	1:44.618	167.4	1:42.180	33.137	185.8	3:59.935	8 - 24.895	254.7	1:24.293	29.188	197.0	2:18.376
2	26.524	242.6	1:33.760	31.243	194.5	2:31.527	9 - 24.898	254.7	1:23.773	29.222	197.4	2:17.893
3	25.767	250.5	1:31.929	29.996	194.9	2:27.692	10 - 24.820	255.3	1:23.673	29.074	197.4	2:17.567
4	25.076	254.7	1:28.756	29.885	196.0	2:23.717	11 - 24.744	257.1	1:24.908	29.038	198.8	2:18.690
5	24.751	255.9	1:27.672	29.987	195.2	2:22.410	12 - 24.715	258.9	1:23.691	28.995	197.0	2:17.401
6	24.933	255.9	1:25.583	29.787	195.6	2:20.303	13 - 24.919	254.7	1:23.370	33.812	193.8	2:22.101
7	24.913	254.7	1:25.257	29.494	196.7	2:19.664						
21	Ronnie QUINTARELLI		ITA		Dallara F302 Opel-Spiess							
1	1:21.722	149.7	1:52.404	33.247	182.7	3:47.373	7 - 3:37.912	237.3	1:31.961	30.422	192.5	X:00.000
2	29.449	158.8	1:41.913	31.562	187.8	2:42.924	8 - 25.696	245.4	1:30.609	30.248	191.8	2:26.553
3	26.566	219.5	1:35.406	30.968	190.4	2:32.940	9 - 25.840	247.1	1:28.284	29.692	192.8	2:23.816
4	25.566	241.6	1:32.172	30.555	189.4	2:28.293	10 - 25.681	245.4	1:28.747	29.903	192.5	2:24.331
5	26.524	194.2	1:33.318	31.112	190.4	2:30.954	11 - 25.511	251.1	1:26.864	35.303	186.2	2:27.678
6	25.958	246.0	1:38.897	54.840		2:59.695P						
22	Naoki YOKOMIZO		JPN		Dallara F302 Opel-Spiess							
1	1:10.010	132.1	1:54.210	34.268	182.4	3:38.488	7 - 26.024	245.4	1:27.242	30.143	189.8	2:23.409
2	27.706	224.0	1:34.600	31.074	185.5	2:33.380	8 - 25.768	246.5	1:28.172	29.771	192.5	2:23.711
3	27.557	239.4	1:31.648	31.298	187.5	2:30.503	9 - 25.534	248.8	1:25.826	29.889	191.4	2:21.249
4	26.176	243.2	1:29.352	30.362	187.8	2:25.890	10 - 25.729	246.0	1:25.492	29.695	190.8	2:20.916
5	26.169	243.2	1:29.177	54.736		2:50.082P	11 - 25.761	245.4	1:25.021	29.614	191.1	2:20.396
6	3:12.136	188.1	1:34.650	31.296	188.8	X:00.000						
23	Paolo MONTIN		ITA		Dallara F303 Nissan-Tomei							
1	1:35.786	187.5	1:45.512	31.323	193.2	3:52.621	7 - 25.183	252.9	1:23.115	28.970	197.8	2:17.268
2	27.649	222.6	1:36.944	29.997	194.2	2:34.590	8 - 25.035	253.5	1:23.248	29.103	196.3	2:17.386
3	24.994	255.9	1:34.062	29.821	196.0	2:28.877	9 - 24.993	254.1	1:24.457	29.334	195.6	2:18.784
4	24.943	257.1	1:26.648	29.451	196.7	2:21.042	10 - 25.058	252.9	1:23.268	29.039	196.7	2:17.365
5	24.742	254.7	1:25.621	50.561		2:40.924P	11 - 24.964	253.5	1:26.333	29.094	196.7	2:20.391
6	3:45.775	244.3	1:26.109	29.218	194.5	X:00.000						

**50th Macau Grand Prix
FREE PRACTICE 1 - SECTOR ANALYSIS**

(contd.)

25	Robert KUBICA		POL		Dallara F302 Opel-Spiess								
1	54.557	175.8	1:42.957	36.180	183.0	3:13.694	8	25.289	253.5	1:24.566	29.381	192.8	2:19.236
2	27.761	174.1	1:37.315	30.999	189.1	2:36.075	9	25.173	256.5	1:24.882	30.897	191.8	2:20.952
3	26.001	203.0	1:29.480	30.303	189.4	2:25.784	10	25.374	251.7	1:24.240	29.457	192.8	2:19.071
4	25.594	248.2	1:26.794	30.030	189.8	2:22.418	11	25.283	252.9	1:23.068	29.633	193.2	2:17.984
5	25.442	253.5	1:26.521	30.225	190.8	2:22.188	12	25.266	254.1	1:23.866	29.400	192.5	2:18.532
6	25.449	251.1	1:28.969	29.915	191.4	2:24.333	13	25.247	254.1	1:22.724	29.184	193.2	2:17.155
7	25.230	254.1	1:27.180	29.843	192.1	2:22.253							
26	Marco BONANOMI		ITA		Dallara F302 Opel-Spiess								
1	1:25.591	156.5	1:52.133	33.938	185.2	3:51.662	3	27.287	221.7	1:34.563	30.830	190.1	2:32.680
2	29.571	184.9	1:38.394	31.781	186.5	2:39.746	4	25.656	252.9	1:32.226	31.275	189.8	2:29.157
27	Lewis HAMILTON		GBR		Dallara F302 Honda-Mugen								
1	1:07.962	145.7	2:01.241	35.424	162.4	3:44.627	7	25.668	251.1	1:29.037	29.852	194.9	2:24.557
2	31.092	181.5	1:51.463	34.514	167.9	2:57.069	8	24.802	260.2	1:26.782	29.902	194.9	2:21.486
3	28.563	194.5	1:38.507	30.919	189.4	2:37.989	9	24.811	260.2	1:34.007	31.570	194.2	2:30.388
4	25.834	246.0	1:33.819	30.307	190.1	2:29.960	10	24.868	259.6	1:25.592	44.145		2:34.605P
5	25.603	247.1	1:34.581	29.796	194.5	2:29.980	11	52.187	251.7	1:30.628	29.284	191.8	2:52.099
6	24.875	249.4	1:29.277	29.660	192.8	2:23.812							
28	LEI Kit Meng		MAC		Dallara F302 Honda-Mugen								
1	1:13.761	143.6	1:57.831	34.631	184.3	3:46.223	7	25.112	255.9	1:28.678	30.157	190.4	2:23.947
2	30.100	189.8	1:35.260	31.476	188.4	2:36.836	8	25.347	253.5	1:29.693	30.801	191.1	2:25.841
3	27.105	241.0	1:34.709	32.182	189.1	2:33.996	9	26.068	254.7	1:28.913	30.294	191.4	2:25.275
4	27.585	210.1	1:30.724	30.790	189.8	2:29.099	10	25.295	254.1	1:28.818	30.150	189.8	2:24.263
5	26.134	250.0	1:29.589	30.754	189.1	2:26.477	11	25.391	254.1	1:28.287	30.128	192.1	2:23.806
6	25.351	253.5	1:31.404	31.815	191.1	2:28.570	12	27.432	243.2	1:28.163	29.889	193.2	2:25.484
29	Joseph Rosa MERSZEI		MAC		Dallara F302 Honda-Mugen								
1	1:12.147	145.3	1:58.345	56.192		4:06.684P	6	25.899	247.7	1:30.805	36.131	184.6	2:32.835
2	1:44.818	210.9	1:36.624	32.358	185.5	3:53.800	7	25.768	248.2	1:33.854	54.824		2:54.446P
3	27.139	236.8	1:33.165	31.933	186.5	2:32.237	8	1:46.742	185.2	1:46.461	41.403	177.3	4:14.606
4	26.437	219.5	1:41.142	48.038		2:55.617P	9	26.021	247.7	1:31.057	57.014		2:54.092P
5	4:25.406	222.6	1:38.090	32.443	187.1	X:00.000							
30	Danny WATTS		GBR		Dallara F302 Honda-Mugen								
1	53.881	175.0	1:38.284	46.504		3:18.669P	7	25.500	250.0	1:26.042	29.741	192.5	2:21.283
2	1:28.159	225.4	1:31.271	31.556	185.2	3:30.986	8	25.593	249.4	1:28.051	29.878	192.8	2:23.522
3	25.974	248.2	1:29.723	30.998	189.1	2:26.695	9	25.601	252.3	1:26.215	29.437	192.5	2:21.253
4	25.654	249.4	1:27.583	30.402	189.8	2:23.639	10	25.587	249.4	1:25.725	29.535	192.5	2:20.847
5	25.512	251.7	1:28.028	30.029	192.8	2:23.569	11	25.272	253.5	1:30.652	29.552	192.8	2:25.476
6	25.337	252.9	1:37.522	30.390	192.8	2:33.249	12	25.609	248.8	1:25.726	29.669	190.1	2:21.004



50th Macau Grand Prix
FREE PRACTICE 1 - SECTOR ANALYSIS

(contd.)

31	Pedro BARRAL		ESP		Dallara F302 Opel-Spiess								
1 -	54.208	154.9	1:44.486	32.353	189.1	3:11.047	7 -	25.396	247.1	1:25.264	29.162	197.0	2:19.822
2 -	28.379	213.8	1:32.294	30.575	193.8	2:31.248	8 -	25.312	248.8	1:24.938	29.595	197.0	2:19.845
3 -	26.854	240.5	1:29.871	30.176	193.5	2:26.901	9 -	25.357	249.4	1:24.539	29.323	196.0	2:19.219
4 -	26.028	239.4	1:28.620	29.834	194.2	2:24.482	10 -	25.384	249.4	1:24.575	29.451	196.3	2:19.410
5 -	25.504	241.0	1:28.097	49.135		2:42.736P	11 -	25.420	249.4	1:24.439	29.114	197.8	2:18.973
6 -	2:02.481	237.8	1:32.229	29.763	195.2	4:04.473	12 -	25.369	248.8	1:24.064	29.513	196.7	2:18.946
32	Hiroki YOSHIMOTO		JPN		Dallara F302 Opel-Spiess								
1 -	51.381	174.4	1:46.597	31.502	191.1	3:09.480	7 -	25.418	249.4	1:24.704	29.334	194.5	2:19.456
2 -	27.229	230.2	1:31.128	47.895		2:46.252P	8 -	25.337	251.1	1:25.119	29.381	196.3	2:19.837
3 -	2:27.192	237.3	1:29.517	29.974	193.8	4:26.683	9 -	25.299	251.7	1:24.235	29.030	196.3	2:18.564
4 -	25.802	244.8	1:26.069	29.354	194.2	2:21.225	10 -	25.281	250.5	1:24.119	29.028	197.4	2:18.428
5 -	25.515	247.7	1:26.407	29.621	191.8	2:21.543	11 -	25.248	251.1	1:23.428	29.043	197.0	2:17.719
6 -	25.536	248.8	1:25.110	29.486	194.9	2:20.132	12 -	25.518	251.7	1:23.786	29.168	196.0	2:18.472
33	Ernest VISO		VEN		Dallara F302 Honda-Mugen								
1 -	48.009	191.4	1:37.399	31.026	191.8	2:56.434	8 -	25.281	250.0	1:25.174	29.410	196.7	2:19.865
2 -	25.917	239.4	1:29.528	30.754	192.1	2:26.199	9 -	25.188	257.1	1:25.119	29.722	197.0	2:20.029
3 -	25.812	244.3	1:29.300	29.930	196.3	2:25.042	10 -	25.208	250.0	1:24.636	29.107	197.0	2:18.951
4 -	25.354	251.7	1:28.121	29.929	194.5	2:23.404	11 -	25.142	250.5	1:25.081	29.983	194.9	2:20.206
5 -	25.703	246.5	1:26.621	29.730	194.5	2:22.054	12 -	25.517	247.7	1:27.708	29.777	194.9	2:23.002
6 -	25.603	247.1	1:28.127	29.668	194.2	2:23.398	13 -	25.469	248.8	1:25.158	30.996	195.2	2:21.623
7 -	25.281	247.1	2:00.076	31.003	196.3	2:56.360							
36	Fairuz FAUZY		MAL		Dallara F302 Honda-Mugen								
1 -	45.346	181.8	1:38.971	31.344	188.1	2:55.661	7 -	25.843	248.2	1:27.825	29.688	194.2	2:23.356
2 -	26.515	240.5	1:31.688	30.249	193.5	2:28.452	8 -	25.522	249.4	1:25.412	29.097	194.5	2:20.031
3 -	26.691	239.4	1:27.631	29.994	192.8	2:24.316	9 -	25.167	252.3	1:23.887	29.383	190.1	2:18.437
4 -	25.414	248.8	1:27.821	29.800	193.8	2:23.035	10 -	25.486	249.4	2:11.253	52.943		3:29.682P
5 -	25.446	250.0	1:25.679	29.554	193.5	2:20.679	11 -	2:15.195	244.8	1:27.212	29.900	192.8	4:12.307
6 -	25.588	246.0	1:28.602	29.937	192.1	2:24.127	12 -	25.578	246.5	1:24.497	30.653	194.2	2:20.728
37	Pierre KAFFER		GER		Dallara F303 Toyota Tom's								
1 -						3:45.531	7 -						2:42.008P
2 -						2:27.006	8 -						X:00.000
3 -						2:21.257	9 -						2:16.475
4 -						2:19.468	10 -						2:16.542
5 -						2:21.331	11 -						2:15.468
6 -						2:18.495							
38	Michael HO		MAC		Dallara F302 Toyota Tom's								
1 -						3:49.534	7 -						2:20.642
2 -						2:35.856	8 -						2:20.273
3 -						2:36.730	9 -						2:20.319
4 -						2:24.456	10 -						2:19.561
5 -						2:20.017	11 -						2:21.874
6 -						2:22.875	12 -						2:21.037



50th Macau Grand Prix

FREE PRACTICE 1 - SPEED TRAP - FINISH LINE

POS	NO	CL	NAME	NAT	ENTRY	KPH
1	5		Alvaro PARENTE	POR	Dallara F302/3 Honda-Mugen	199.2
2	20		Robert DOORNBOS	NED	Dallara F302/3 Opel-Spiess	198.8
3	16		Fabio CARBONE	BRA	Dallara F302 Renault-Sodemo	198.8
4	12		Nelson PIQUET JR	BRA	Dallara F302/3 Renault-Sodemo	198.5
5	11		Richard ANTINUCCI	USA	Dallara F302/3 Renault-Sodemo	198.5
6	19		Robert AUSTIN	GBR	Dallara F302/3 Opel-Spiess	198.5
7	9		James COURTNEY	AUS	Dallara F302 Toyota-Tom's	198.1
8	31		Pedro BARRAL	ESP	Dallara F302 Opel-Spiess	197.8
9	23		Paolo MONTIN	ITA	Dallara F303 Nissan-Tomei	197.8
10	32		Hiroki YOSHIMOTO	JPN	Dallara F302 Opel-Spiess	197.4
11	4		Narain KARTHIKEYAN	IND	Dallara F302/3 Honda-Mugen	197.0
12	1		Ryan BRISCOE	AUS	Dallara F303 Opel-Spiess	197.0
13	33		Ernest VISO	VEN	Dallara F302 Honda-Mugen	197.0
14	2		Katsuyuki HIRANAKA	JPN	Dallara F302 Opel-Spiess	196.7
15	15		Andrew THOMPSON	GBR	Dallara F302/3 Renault-Sodemo	196.7
16	6		Nico ROSBERG	FIN	Dallara F302/3 Honda-Mugen	196.7
17	10		Tatsuya KATAOKA	JPN	Dallara F302 Toyota-Tom's	196.7
18	17		Nicolas LAPIERRE	FRA	Dallara F302 Renault-Sodemo	196.0
19	18		César CAMPANICO	POR	Dallara F302 Renault-Sodemo	195.6
20	27		Lewis HAMILTON	GBR	Dallara F302 Honda-Mugen	194.9
21	36		Fairuz FAUZY	MAL	Dallara F302 Honda-Mugen	194.5
22	28		LEI Kit Meng	MAC	Dallara F302 Honda-Mugen	193.2
23	25		Robert KUBICA	POL	Dallara F302 Opel-Spiess	193.2
24	21		Ronnie QUINTARELLI	ITA	Dallara F302 Opel-Spiess	192.8
25	30		Danny WATTS	GBR	Dallara F302 Honda-Mugen	192.8
26	22		Naoki YOKOMIZO	JPN	Dallara F302 Opel-Spiess	192.5
27	26		Marco BONANOMI	ITA	Dallara F302 Opel-Spiess	190.1
28	29		Joseph Rosa MERSZEI	MAC	Dallara F302 Honda-Mugen	187.1



50th Macau Grand Prix
FREE PRACTICE 1 - SPEED TRAP - SECTOR 1

(contd.)

POS	NO	CL	NAME	NAT	ENTRY	KPH
1	11		Richard ANTINUCCI	USA	Dallara F302/3 Renault-Sodemo	259.6
2	10		Tatsuya KATAOKA	JPN	Dallara F302 Toyota-Tom's	259.6
3	27		Lewis HAMILTON	GBR	Dallara F302 Honda-Mugen	259.6
4	9		James COURTNEY	AUS	Dallara F302 Toyota-Tom's	259.6
5	20		Robert DOORNBOS	NED	Dallara F302/3 Opel-Spiess	258.9
6	2		Katsuyuki HIRANAKA	JPN	Dallara F302 Opel-Spiess	258.9
7	1		Ryan BRISCOE	AUS	Dallara F303 Opel-Spiess	258.3
8	15		Andrew THOMPSON	GBR	Dallara F302/3 Renault-Sodemo	257.7
9	33		Ernest VISO	VEN	Dallara F302 Honda-Mugen	257.1
10	23		Paolo MONTIN	ITA	Dallara F303 Nissan-Tomei	257.1
11	25		Robert KUBICA	POL	Dallara F302 Opel-Spiess	256.5
12	16		Fabio CARBONE	BRA	Dallara F302 Renault-Sodemo	255.9
13	28		LEI Kit Meng	MAC	Dallara F302 Honda-Mugen	255.9
14	19		Robert AUSTIN	GBR	Dallara F302/3 Opel-Spiess	255.9
15	4		Narain KARTHIKEYAN	IND	Dallara F302/3 Honda-Mugen	255.3
16	12		Nelson PIQUET JR	BRA	Dallara F302/3 Renault-Sodemo	255.3
17	17		Nicolas LAPIERRE	FRA	Dallara F302 Renault-Sodemo	255.3
18	32		Hiroki YOSHIMOTO	JPN	Dallara F302 Opel-Spiess	254.7
19	6		Nico ROSBERG	FIN	Dallara F302/3 Honda-Mugen	254.7
20	5		Alvaro PARENTE	POR	Dallara F302/3 Honda-Mugen	254.7
21	26		Marco BONANOMI	ITA	Dallara F302 Opel-Spiess	254.7
22	30		Danny WATTS	GBR	Dallara F302 Honda-Mugen	253.5
23	18		César CAMPANICO	POR	Dallara F302 Renault-Sodemo	253.5
24	31		Pedro BARRAL	ESP	Dallara F302 Opel-Spiess	252.3
25	36		Fairuz FAUZY	MAL	Dallara F302 Honda-Mugen	252.3
26	21		Ronnie QUINTARELLI	ITA	Dallara F302 Opel-Spiess	251.1
27	22		Naoki YOKOMIZO	JPN	Dallara F302 Opel-Spiess	248.8
28	29		Joseph Rosa MERSZEI	MAC	Dallara F302 Honda-Mugen	248.2

BULLETIN TK069




50th Macau Grand Prix FREE PRACTICE 1 - BEST SECTOR TIMES

SECTOR 1				SECTOR 2				SECTOR 3				IDEAL / BEST COMPARISON			
POS	NO	NAME	TIME	NO	NAME	TIME	NO	NAME	TIME	POS	NO	NAME	IDEAL	BEST	DIFF
1	9	COURTNEY	24.303	9	COURTNEY	1:21.777	9	COURTNEY	28.302	1	9	COURTNEY	2:14.382	2:14.724	0.342
2	11	ANTINUCCI	24.400	11	ANTINUCCI	1:22.598	4	KARTHIKEYAN	28.732	2	11	ANTINUCCI	2:16.024	2:16.388	0.364
3	10	KATAOKA	24.619	4	KARTHIKEYAN	1:22.671	16	CARBONE	28.732	3	4	KARTHIKEYAN	2:16.301	2:16.650	0.349
4	20	DOORNBOS	24.715	16	CARBONE	1:22.705	15	THOMPSON	28.755	4	16	CARBONE	2:16.342	2:16.678	0.336
5	2	HIRANAKA	24.718	25	KUBICA	1:22.724	2	HIRANAKA	28.794	5	10	KATAOKA	2:16.407	2:16.433	0.026
6	23	MONTIN	24.742	10	KATAOKA	1:22.919	12	PIQUET	28.846	6	2	HIRANAKA	2:16.775	2:17.059	0.284
7	1	BRISCOE	24.767	23	MONTIN	1:23.115	10	KATAOKA	28.869	7	23	MONTIN	2:16.827	2:17.268	0.441
8	27	HAMILTON	24.802	1	BRISCOE	1:23.155	1	BRISCOE	28.910	8	1	BRISCOE	2:16.832	2:16.952	0.120
9	15	THOMPSON	24.875	2	HIRANAKA	1:23.263	23	MONTIN	28.970	9	20	DOORNBOS	2:17.080	2:17.401	0.321
10	4	KARTHIKEYAN	24.898	20	DOORNBOS	1:23.370	5	PARENTE	28.974	10	25	KUBICA	2:17.081	2:17.155	0.074
11	16	CARBONE	24.905	32	YOSHIMOTO	1:23.428	20	DOORNBOS	28.995	11	6	ROSBERG	2:17.549	2:18.235	0.686
12	19	AUSTIN	24.911	6	ROSBERG	1:23.613	6	ROSBERG	28.998	12	32	YOSHIMOTO	2:17.704	2:17.719	0.015
13	6	ROSBERG	24.938	36	FAUZY	1:23.887	17	LAPIERRE	29.014	13	15	THOMPSON	2:17.881	2:17.881	0.000
14	5	PARENTE	24.952	18	CAMPANICO	1:23.930	11	ANTINUCCI	29.026	14	12	PIQUET	2:18.063	2:18.672	0.609
15	17	LAPIERRE	24.958	31	BARRAL	1:24.064	32	YOSHIMOTO	29.028	15	5	PARENTE	2:18.072	2:18.266	0.194
16	12	PIQUET	25.017	17	LAPIERRE	1:24.104	36	FAUZY	29.097	16	17	LAPIERRE	2:18.076	2:18.414	0.338
17	18	CAMPANICO	25.107	5	PARENTE	1:24.146	33	VISO	29.107	17	36	FAUZY	2:18.151	2:18.437	0.286
18	28	LEI	25.112	12	PIQUET	1:24.200	31	BARRAL	29.114	18	18	CAMPANICO	2:18.451	2:18.517	0.066
19	33	VISO	25.142	15	THOMPSON	1:24.251	19	AUSTIN	29.156	19	31	BARRAL	2:18.490	2:18.946	0.456
20	36	FAUZY	25.167	33	VISO	1:24.636	25	KUBICA	29.184	20	33	VISO	2:18.885	2:18.951	0.066
21	25	KUBICA	25.173	22	YOKOMIZO	1:25.021	27	HAMILTON	29.284	21	27	HAMILTON	2:19.678	2:21.486	1.808
22	32	YOSHIMOTO	25.248	27	HAMILTON	1:25.592	18	CAMPANICO	29.414	22	22	YOKOMIZO	2:20.169	2:20.396	0.227
23	30	WATTS	25.272	30	WATTS	1:25.725	30	WATTS	29.437	23	30	WATTS	2:20.434	2:20.847	0.413
24	31	BARRAL	25.312	21	QUINTARELLI	1:26.864	22	YOKOMIZO	29.614	24	19	AUSTIN	2:21.009	2:21.084	0.075
25	21	QUINTARELLI	25.511	19	AUSTIN	1:26.942	21	QUINTARELLI	29.692	25	21	QUINTARELLI	2:22.067	2:23.816	1.749
26	22	YOKOMIZO	25.534	28	LEI	1:28.163	28	LEI	29.889	26	28	LEI	2:23.164	2:23.806	0.642
27	26	BONANOMI	25.656	29	MERSZEI	1:30.805	26	BONANOMI	30.830	27	29	MERSZEI	2:28.506	2:32.237	3.731
28	29	MERSZEI	25.768	26	BONANOMI	1:32.226	29	MERSZEI	31.933	28	26	BONANOMI	2:28.712	2:29.157	0.445
29															
30															

Perfect Lap	2:14.382
-------------	----------

Weather/Track: Sun/Dry
UNISYS. Imagine it. Done.

Circuito Da Guia
Circuit Length = 6.1200 km
Start: 09:52 End: 10:22



**50th Macau Grand Prix
QUALIFYING 1**

POS	NO	CL	NAME	NAT	ENTRY	TIME	LAPS	GAP	KPH
1	9		James COURTNEY	AUS	Dallara F302 Toyota-Tom's	2:13.232	15		165.36
2	16		Fabio CARBONE	BRA	Dallara F302 Renault-Sodemo	2:13.835	15	0.603	164.62
3	37		Pierre KAFFER	GER	Dallara F303 Toyota Tom's	2:14.126	16	0.894	164.26
4	10		Tatsuya KATAOKA	JPN	Dallara F302 Toyota-Tom's	2:14.212	18	0.980	164.15
5	20		Robert DOORNBOS	NED	Dallara F302/3 Opel-Spiess	2:14.719	16	1.487	163.54
6	17		Nicolas LAPIERRE	FRA	Dallara F302 Renault-Sodemo	2:14.900	13	1.668	163.32
7	23		Paolo MONTIN	ITA	Dallara F303 Nissan-Tomei	2:15.071	15	1.839	163.11
8	12		Nelson PIQUET JR	BRA	Dallara F302/3 Renault-Sodemo	2:15.075	11	1.843	163.10
9	4		Narain KARTHIKEYAN	IND	Dallara F302/3 Honda-Mugen	2:15.135	15	1.903	163.03
10	18		César CAMPANICO	POR	Dallara F302 Renault-Sodemo	2:15.506	17	2.274	162.59
11	11		Richard ANTINUCCI	USA	Dallara F302/3 Renault-Sodemo	2:15.572	15	2.340	162.51
12	6		Nico ROSBERG	FIN	Dallara F302/3 Honda-Mugen	2:15.644	16	2.412	162.42
13	5		Alvaro PARENTE	POR	Dallara F302/3 Honda-Mugen	2:15.686	17	2.454	162.37
14	2		Katsuyuki HIRANAKA	JPN	Dallara F302 Opel-Spiess	2:15.854	15	2.622	162.17
15	1		Ryan BRISCOE	AUS	Dallara F303 Opel-Spiess	2:15.894	16	2.662	162.12
16	36		Fairuz FAUZY	MAL	Dallara F302 Honda-Mugen	2:15.922	16	2.690	162.09
17	31		Pedro BARRAL	ESP	Dallara F302 Opel-Spiess	2:16.568	11	3.336	161.32
18	15		Andrew THOMPSON	GBR	Dallara F302/3 Renault-Sodemo	2:16.597	16	3.365	161.29
19	27		Lewis HAMILTON	GBR	Dallara F302 Honda-Mugen	2:16.636	10	3.404	161.24
20	21		Ronnie QUINTARELLI	ITA	Dallara F302 Opel-Spiess	2:17.069	18	3.837	160.73
21	30		Danny WATTS	GBR	Dallara F302 Honda-Mugen	2:17.218	16	3.986	160.56
22	33		Ernest VISO	VEN	Dallara F302 Honda-Mugen	2:18.163	3	4.931	159.46
23	22		Naoki YOKOMIZO	JPN	Dallara F302 Opel-Spiess	2:18.183	16	4.951	159.44
24	26		Marco BONANOMI	ITA	Dallara F302 Opel-Spiess	2:18.247	18	5.015	159.36
25	38		Michael HO	MAC	Dallara F302 Toyota Tom's	2:18.896	15	5.664	158.62
26	19		Robert AUSTIN	GBR	Dallara F302/3 Opel-Spiess	2:18.934	7	5.702	158.57
27	32		Hiroki YOSHIMOTO	JPN	Dallara F302 Opel-Spiess	2:19.483	4	6.251	157.95
28	25		Robert KUBICA	POL	Dallara F302 Opel-Spiess	2:20.406	3	7.174	156.91
29	28		LEI Kit Meng	MAC	Dallara F302 Honda-Mugen	2:22.298	16	9.066	154.83
30	29		Joseph Rosa MERSZEI	MAC	Dallara F302 Honda-Mugen	2:29.289	13	16.057	147.58

Weather/Track: Sun/Dry
Results from UNISYS. Imagine it. Done.

Circuito Da Guia
Circuit Length = 6.1200 km.
Start: 14:55 End: 15:57

Race Director:	Steward:	Timekeeper:
----------------	----------	-------------

**50th Macau Grand Prix
QUALIFYING 1 - SECTOR ANALYSIS**

1	Ryan BRISCOE		AUS		Dallara F303 Opel-Spiess								
1	X:00.000	188.1	1:35.088	30.312	192.5	X:00.000	9	25.076	253.5	1:23.082	30.512	194.9	2:18.670
2	25.347	251.1	1:25.309	29.461	196.3	2:20.117	10	25.148	253.5	1:25.243	43.411		2:33.802P
3	25.201	251.7	1:23.176	28.950	196.0	2:17.327	11	X:00.000	167.7	1:31.177	29.418	194.9	X:00.000
4	X:00.000	217.7	1:29.720	31.081	195.6	X:00.000	12	25.103	253.5	1:22.525	29.693	177.3	2:17.321
5	25.104	252.3	1:24.219	29.022	196.7	2:18.345	13	25.493	254.7	1:22.125	29.443	193.2	2:17.061
6	25.111	254.1	1:22.871	29.008	191.8	2:16.990	14	25.006	255.3	1:22.122	28.844	198.8	2:15.972
7	25.233	253.5	1:22.253	29.134	193.5	2:16.620	15	24.580	255.3	1:54.148	31.798	192.8	2:50.526
8	25.131	254.1	1:35.164	33.133	196.0	2:33.428	16	25.074	254.1	1:22.138	28.682	196.0	2:15.894
2	Katsuyuki HIRANAKA		JPN		Dallara F302 Opel-Spiess								
1	X:00.000	234.2	1:32.175	30.359	190.8	X:00.000	9	25.152	252.9	1:26.699	48.619		2:40.470P
2	25.473	251.1	1:25.146	29.292	194.5	2:19.911	10	X:00.000	223.1	1:42.818	30.452	193.5	X:00.000
3	25.222	252.9	1:26.124	29.062	194.9	2:20.408	11	24.956	255.9	1:27.504	30.996	186.8	2:23.456
4	9:53.527	225.4	1:53.258	29.639	193.5	X:00.000	12	26.144	256.5	1:24.689	28.606	197.0	2:19.439
5	25.265	253.5	1:24.094	28.887	196.3	2:18.246	13	24.809	258.3	1:22.488	28.557	197.4	2:15.854
6	25.175	252.9	1:22.841	28.674	197.0	2:16.690	14	24.915	255.9	1:24.288	28.633	197.4	2:17.836
7	25.046	254.7	1:22.691	28.498	198.1	2:16.235	15	24.995	255.3	1:22.564	28.337	199.6	2:15.896
8	24.972	255.3	1:44.598	29.357	195.2	2:38.927							
4	Narain KARTHIKEYAN		IND		Dallara F302/3 Honda-Mugen								
1	X:00.000	228.3	1:34.445	30.753	191.8	X:00.000	9	24.938	254.1	1:29.215	39.009		2:33.162P
2	25.477	250.0	1:26.912	29.408	194.9	2:21.797	10	X:00.000	240.5	1:31.638	29.299	196.7	X:00.000
3	X:00.000	240.5	1:26.977	29.325	195.6	X:00.000	11	24.959	254.7	1:38.255	30.736	195.6	2:33.950
4	25.120	252.9	1:23.581	28.933	197.8	2:17.634	12	24.949	255.3	1:25.297	28.795	197.8	2:19.041
5	24.985	254.7	1:22.650	28.810	197.8	2:16.445	13	24.913	255.3	1:22.267	28.810	196.3	2:15.990
6	24.934	255.3	1:22.339	28.805	198.1	2:16.078	14	24.844	257.1	1:21.588	28.703	198.5	2:15.135
7	24.952	253.5	1:28.762	29.254	197.8	2:22.968	15	24.854	255.3	1:21.878	28.633	198.8	2:15.365
8	24.925	254.1	1:24.585	28.912	198.1	2:18.422							
5	Alvaro PARENTE		POR		Dallara F302/3 Honda-Mugen								
1	X:00.000	210.9	1:38.394	30.782	190.4	X:00.000	10	24.830	256.5	1:24.832	28.700	196.7	2:18.362
2	27.303	243.7	1:27.967	29.699	194.5	2:24.969	11	24.931	255.3	1:22.276	28.704	198.1	2:15.911
3	25.324	250.5	1:25.076	29.240	197.4	2:19.640	12	X:00.000	170.0	1:30.789	29.290	196.0	X:00.000
4	X:00.000	208.4	1:34.472	29.591	196.7	X:00.000	13	25.158	252.3	1:23.520	30.525	179.7	2:19.203
5	25.174	252.9	1:24.536	29.164	198.1	2:18.874	14	25.421	254.1	1:26.455	28.826	198.8	2:20.702
6	24.976	255.3	1:23.388	29.004	194.2	2:17.368	15	24.851	255.3	1:22.204	28.631	198.1	2:15.686
7	24.921	257.1	1:25.530	28.863	198.8	2:19.314	16	24.743	257.1	1:22.297	28.668	195.6	2:15.708
8	24.836	255.9	1:26.010	28.803	198.5	2:19.649	17	24.591	255.9	1:22.735	29.060	197.8	2:16.386
9	24.865	255.3	1:22.684	28.682	198.8	2:16.231							
6	Nico ROSBERG		FIN		Dallara F302/3 Honda-Mugen								
1	X:00.000	181.8	1:36.869	30.864	190.4	X:00.000	9	24.978	254.7	1:22.740	28.784	192.8	2:16.502
2	26.469	242.6	1:28.197	29.299	195.2	2:23.965	10	25.056	254.7	1:22.331	41.520		2:28.907P
3	24.981	256.5	1:26.507	29.459	197.4	2:20.947	11	X:00.000	246.0	1:30.764	29.446	193.8	X:00.000
4	X:00.000	244.8	1:26.131	29.312	195.2	X:00.000	12	24.996	255.3	1:23.658	31.443	177.6	2:20.097
5	25.155	253.5	1:23.848	28.941	197.0	2:17.944	13	25.456	254.7	1:24.471	28.928	197.8	2:18.855
6	24.855	255.9	1:23.582	28.894	197.0	2:17.331	14	24.920	255.3	1:22.051	28.951	195.6	2:15.922
7	24.550	260.8	1:23.718	29.028	197.4	2:17.296	15	24.857	255.9	1:21.869	28.918	196.0	2:15.644
8	24.564	255.3	1:23.617	28.810	197.4	2:16.991	16	24.881	256.5	1:24.039	44.049		2:32.969P

Weather/Track: Sun/Dry

Circuito Da Guia
Circuit Length = 6.1200 km.
Start: 14:55 End: 15:57

**50th Macau Grand Prix
QUALIFYING 1 - SECTOR ANALYSIS**

(contd.)

9	James COURTNEY			AUS	Dallara F302 Toyota-Tom's							
1	X:00.000	208.8	1:33.371	30.569	193.5	X:00.000	9 - 3:22.541	255.9	1:22.586	28.537	198.1	X:00.000
2	25.118	251.7	1:24.914	29.062	197.4	2:19.094	10 - X:00.000	253.5	1:26.688	29.309	196.0	X:00.000
3	24.752	258.3	1:22.921	28.773	196.7	2:16.446	11 - 24.567	260.8	1:27.341	31.645	184.6	2:23.553
4	X:00.000	254.7	1:25.937	30.142	197.0	X:00.000	12 - 26.212	252.9	1:23.272	28.432	199.2	2:17.916
5	24.675	259.6	1:25.570	29.029	198.5	2:19.274	13 - 24.564	259.6	1:20.968	28.334	198.8	2:13.866
6	24.308	266.0	1:21.800	28.567	198.5	2:14.675	14 - 24.502	260.8	1:22.945	28.837	197.0	2:16.284
7	24.589	259.6	1:21.583	28.541	199.6	2:14.713	15 - 24.390	262.7	1:20.598	28.244	199.2	2:13.232
8	24.514	260.2	1:23.691	43.911		2:32.116P						
10	Tatsuya KATAOKA			JPN	Dallara F302 Toyota-Tom's							
1	X:00.000	217.3	1:34.401	30.793	192.5	X:00.000	10 - 24.679	259.6	1:21.693	28.764	198.1	2:15.136
2	25.719	258.9	1:25.629	29.412	194.9	2:20.760	11 - 24.646	260.2	1:24.808	41.999		2:31.453P
3	24.396	252.3	1:27.433	29.825	195.2	2:21.654	12 - X:00.000	248.2	1:28.842	29.089	197.0	X:00.000
4	X:00.000	241.6	1:28.256	29.281	197.4	X:00.000	13 - 24.921	255.9	1:23.490	28.617	197.4	2:17.028
5	24.422	263.4	1:23.916	29.125	198.1	2:17.463	14 - 24.829	256.5	1:21.749	30.465	185.8	2:17.043
6	24.528	261.5	1:24.022	29.606	196.7	2:18.156	15 - 25.095	255.3	1:23.801	28.493	199.6	2:17.389
7	24.219	262.1	1:24.441	28.751	198.5	2:17.411	16 - 24.776	257.1	1:21.570	28.223	200.0	2:14.569
8	24.608	260.2	1:22.203	28.596	197.4	2:15.407	17 - 24.763	257.1	1:21.162	28.287	200.0	2:14.212
9	24.554	260.8	1:23.084	28.840	196.7	2:16.478	18 - 24.726	256.5	1:21.401	28.904	196.3	2:15.031
11	Richard ANTINUCCI			USA	Dallara F302/3 Renault-Sodemo							
1	X:00.000	174.7	1:36.170	31.135	189.8	X:00.000	9 - 3:54.247	222.6	1:37.255	29.890	194.5	X:00.000
2	25.280	253.5	1:24.948	29.604	193.5	2:19.832	10 - X:00.000	249.4	1:25.561	29.390	196.0	X:00.000
3	25.004	255.3	1:23.357	29.083	196.7	2:17.444	11 - 24.838	254.7	1:22.413	29.509	190.4	2:16.760
4	X:00.000	247.1	1:33.889	30.245	192.8	X:00.000	12 - 26.002	197.4	1:30.807	36.478	198.1	2:33.287
5	24.970	255.9	1:23.236	29.076	196.7	2:17.282	13 - 24.759	256.5	1:22.166	28.878	197.0	2:15.803
6	24.798	256.5	1:21.882	28.892	196.7	2:15.572	14 - 24.764	255.9	1:21.777	29.146	196.0	2:15.687
7	24.709	257.1	1:22.054	29.500	196.7	2:16.263	15 - 33.300	144.3	1:46.958	52.867		3:13.125P
8	24.705	258.9	1:26.865	46.503		2:38.073P						
12	Nelson PIQUET JR			BRA	Dallara F302/3 Renault-Sodemo							
1	X:00.000	161.1	1:36.759	31.426	191.1	X:00.000	7 - 24.833	259.6	1:22.317	29.103	195.2	2:16.253
2	25.953	238.9	1:31.637	30.472	189.4	2:28.062	8 - 24.713	259.6	1:23.621	40.171		2:28.505P
3	25.338	254.1	1:24.545	29.741	196.3	2:19.624	9 - 3:47.370	235.8	1:30.373	29.207	197.0	X:00.000
4	X:00.000	252.3	1:27.328	29.359	193.2	X:00.000	10 - 24.997	254.7	1:21.319	28.759	199.6	2:15.075
5	24.973	256.5	1:25.418	29.421	196.7	2:19.812	11 - X:00.000	219.9	1:47.302	29.738	189.8	X:00.000
6	24.811	256.5	1:23.335	28.859	198.5	2:17.005						
15	Andrew THOMPSON			GBR	Dallara F302/3 Renault-Sodemo							
1	X:00.000	209.3	1:36.401	30.568	189.4	X:00.000	9 - 1:58.339	206.5	1:31.223	29.415	196.3	3:58.977
2	25.834	250.0	1:30.131	29.968	192.5	2:25.933	10 - 24.963	255.3	1:24.244	28.889	198.1	2:18.096
3	25.046	255.9	1:26.370	29.623	194.2	2:21.039	11 - X:00.000	202.6	1:31.969	29.610	195.2	X:00.000
4	X:00.000	231.2	1:28.645	30.317	192.8	X:00.000	12 - 25.068	253.5	1:25.170	31.913	175.8	2:22.151
5	24.992	255.9	1:25.676	29.253	196.3	2:19.921	13 - 25.491	254.1	1:26.764	28.769	197.0	2:21.024
6	24.812	257.7	1:24.920	29.021	195.2	2:18.753	14 - 24.902	255.9	1:23.175	28.520	197.4	2:16.597
7	24.704	258.9	1:23.616	29.010	197.8	2:17.330	15 - 24.883	254.7	1:23.352	28.798	197.4	2:17.033
8	24.442	260.2	2:07.527	45.418		3:17.387P	16 - 24.880	255.9	1:23.797	28.636	197.4	2:17.313

Weather/Track: Sun/Dry

 Circuito Da Guia
 Circuit Length = 6.1200 km.
 Start: 14:55 End: 15:57

**50th Macau Grand Prix
QUALIFYING 1 - SECTOR ANALYSIS**

(contd.)

16	Fabio CARBONE			BRA	Dallara F302 Renault-Sodemo			
1	X:00.000 200.7	1:34.657	30.742 190.4	X:00.000	9 - 25.057 254.1	1:21.358	28.361 198.1	2:14.776
2	-	1:50.281	194.9	2:19.372	10 - X:00.000 237.8	1:27.192	32.369 197.0	X:00.000
3	- 25.021 255.3	1:22.533	28.710 196.3	2:16.264	11 - 24.954 255.3	1:24.695	29.129 193.5	2:18.778
4	X:00.000 210.9	1:29.658	29.594 194.5	X:00.000	12 - 24.960 256.5	1:23.661	28.583 199.2	2:17.204
5	- 24.970 256.5	1:22.815	28.719 198.5	2:16.504	13 - 24.547 257.7	1:27.533	28.425 199.6	2:20.505
6	- 24.527 260.8	1:23.314	29.584 197.4	2:17.425	14 - 24.811 255.9	1:20.796	28.228 199.2	2:13.835
7	- 24.849 256.5	1:28.431	41.239	2:34.519P	15 - 24.691 258.3	1:26.380	28.392 200.0	2:19.463
8	- 5:18.881 225.4	1:28.460	29.029 197.8	X:00.000				
17	Nicolas LAPIERRE			FRA	Dallara F302 Renault-Sodemo			
1	X:00.000 226.8	1:39.551	30.504 191.8	X:00.000	8 - 24.874 257.1	1:22.997	28.628 197.4	2:16.499
2	- 25.748 253.5	1:27.526	29.836 194.9	2:23.110	9 - 24.923 256.5	1:21.875	28.386 198.8	2:15.184
3	- 25.184 257.1	1:24.442	28.930 196.7	2:18.556	10 - 24.838 255.9	1:21.520	28.542 198.1	2:14.900
4	X:00.000 219.0	1:30.102	29.086 196.0	X:00.000	11 - 24.888 256.5	1:23.848	28.673 198.8	2:17.409
5	- 24.623 262.1	1:23.628	28.803 197.8	2:17.054	12 - X:00.000 218.1	1:36.522	34.551 118.0	X:00.000
6	- 24.667 259.6	1:24.462	29.129 196.3	2:18.258	13 - 27.093 238.9	1:23.905	28.707 198.5	2:19.705
7	- 24.798 257.7	1:22.772	28.740 196.7	2:16.310				
18	César CAMPANICO			POR	Dallara F302 Renault-Sodemo			
1	X:00.000 156.7	1:40.632	33.102 189.4	X:00.000	10 - 24.924 253.3	1:22.423	28.993 196.0	2:16.340
2	- 26.099 225.9	1:31.378	30.212 191.1	2:27.689	11 - 24.939 255.9	1:27.677	44.466	2:37.082P
3	- 26.018 250.5	1:25.519	29.593 192.8	2:21.130	12 - X:00.000 222.6	1:33.444	30.855 194.2	X:00.000
4	X:00.000 223.6	1:31.268	30.071 193.5	X:00.000	13 - 25.222 251.7	1:23.738	29.752 189.1	2:18.712
5	- 25.253 254.1	1:25.143	29.443 194.5	2:19.839	14 - 25.077 255.9	1:23.973	29.319 196.3	2:18.369
6	- 24.951 255.9	1:24.880	30.550 195.2	2:20.381	15 - 25.607 251.1	1:25.813	29.194 197.0	2:20.614
7	- 24.629 257.7	1:26.796	29.674 194.5	2:21.099	16 - 24.931 254.1	1:22.844	28.963 196.7	2:16.738
8	- 24.917 255.9	1:24.936	29.208 195.6	2:19.061	17 - 24.891 254.7	1:21.683	28.932 197.0	2:15.506
9	- 24.971 252.9	1:22.931	28.915 196.3	2:16.817				
19	Robert AUSTIN			GBR	Dallara F302/3 Opel-Spiess			
1	X:00.000 224.0	1:37.675	30.814 188.4	X:00.000	5 - 25.042 253.5	1:25.812	29.513 196.0	2:20.367
2	- 25.510 250.5	1:30.124	29.670 194.9	2:25.304	6 - 24.900 253.5	1:26.483	29.125 194.5	2:20.508
3	- 25.202 252.3	1:27.676	29.414 196.0	2:22.292	7 - 25.088 254.1	1:24.693	29.153 197.4	2:18.934
4	X:00.000 245.4	1:30.049	29.491 196.3	X:00.000				
20	Robert DOORNBOS			NED	Dallara F302/3 Opel-Spiess			
1	X:00.000 211.3	1:38.439	31.114 192.1	X:00.000	9 - 24.880 254.7	1:22.390	28.804 199.2	2:16.074
2	- 24.868 258.3	1:28.208	29.839 195.2	2:22.915	10 - 9:58.628 220.4	1:33.333	30.818 160.9	X:00.000
3	- 24.630 259.6	1:29.035	46.566	2:40.231P	11 - 25.828 251.1	1:23.705	29.026 198.8	2:18.559
4	X:00.000 226.8	1:30.682	30.316 194.9	X:00.000	12 - 24.830 254.7	1:22.109	29.370 198.8	2:16.309
5	- 25.050 253.5	1:24.234	29.222 197.8	2:18.506	13 - 24.773 254.1	1:26.197	28.979 197.8	2:19.949
6	- 24.905 254.1	1:24.903	29.016 198.8	2:18.824	14 - 24.580 254.7	1:21.616	28.523 198.1	2:14.719
7	- 24.748 255.9	1:23.327	29.839 196.3	2:17.914	15 - 24.842 255.3	1:21.452	28.808 198.8	2:15.102
8	- 24.711 255.3	1:23.340	28.943 198.1	2:16.994	16 - 24.831 254.1	1:21.361	28.602 197.8	2:14.794

Weather/Track: Sun/Dry

 Circuito Da Guia
 Circuit Length = 6.1200 km.
 Start: 14:55 End: 15:57

**50th Macau Grand Prix
QUALIFYING 1 - SECTOR ANALYSIS**

(contd.)

21	Ronnie QUINTARELLI		ITA		Dallara F302 Opel-Spiess			
1	X:00.000 194.2	1:37.914	32.805 190.8	X:00.000	10 - 25.331 250.5	1:25.873	29.295 195.6	2:20.499
2	26.352 250.5	1:30.874	30.529 191.4	2:27.755	11 - 25.118 254.1	1:24.830	47.522	2:37.470P
3	25.231 253.5	1:28.631	29.805 193.8	2:23.667	12 - X:00.000 219.5	1:35.315	31.406 157.6	X:00.000
4	X:00.000 238.9	1:30.860	30.980 192.8	X:00.000	13 - 26.769 248.8	1:25.531	29.543 194.9	2:21.843
5	25.346 251.7	1:26.642	29.673 194.2	2:21.661	14 - 25.177 254.7	1:25.254	29.333 195.2	2:19.764
6	25.432 251.7	1:26.177	32.047 189.1	2:23.656	15 - 25.196 252.9	1:23.853	29.231 195.2	2:18.280
7	25.474 250.5	1:24.644	29.468 194.9	2:19.586	16 - 25.457 254.1	1:24.376	29.034 195.2	2:18.867
8	25.053 254.7	1:30.721	32.894 192.5	2:28.668	17 - 25.249 251.7	1:23.159	28.948 195.2	2:17.356
9	25.442 250.0	1:25.330	29.422 194.2	2:20.194	18 - 25.218 251.7	1:22.417	29.434 190.4	2:17.069
22	Naoki YOKOMIZO		JPN		Dallara F302 Opel-Spiess			
1	X:00.000 208.4	1:38.488	30.713 188.8	X:00.000	9 - 25.624 250.0	1:25.067	29.851 191.1	2:20.542
2	25.793 247.1	1:30.082	30.124 190.4	2:25.999	10 - 25.590 248.8	1:30.486	30.495 193.2	2:26.571
3	25.602 249.4	1:26.978	29.586 192.1	2:22.166	11 - X:00.000 238.4	1:33.289	30.173 190.8	X:00.000
4	X:00.000 232.2	1:30.764	30.349 190.1	X:00.000	12 - 25.435 250.5	1:25.256	30.653 185.5	2:21.344
5	25.725 247.1	1:26.126	29.877 192.5	2:21.728	13 - 25.486 254.7	1:28.398	30.041 193.2	2:23.925
6	26.230 251.7	1:27.097	29.612 193.2	2:22.939	14 - 25.006 256.5	1:36.240	29.365 191.8	2:30.611
7	25.337 250.0	1:24.804	29.508 191.8	2:19.649	15 - 25.277 251.7	1:23.936	28.970 192.8	2:18.183
8	25.452 249.4	1:26.281	29.909 187.1	2:21.642	16 - 25.642 250.5	1:23.585	29.392 194.9	2:18.619
23	Paolo MONTIN		ITA		Dallara F303 Nissan-Tomei			
1	X:00.000 204.9	1:35.729	30.376 191.8	X:00.000	9 - 25.018 254.1	1:23.890	44.519	2:33.427P
2	25.404 254.1	1:26.123	30.041 194.2	2:21.568	10 - X:00.000 175.6	1:30.787	30.109 194.5	X:00.000
3	25.010 255.9	1:23.365	29.058 195.6	2:17.433	11 - 24.973 257.7	1:28.788	31.267 187.1	2:25.028
4	X:00.000 247.1	1:26.395	29.402 196.3	X:00.000	12 - 26.210 259.6	1:23.932	28.651 198.5	2:18.793
5	25.069 254.1	1:23.470	29.257 197.4	2:17.796	13 - 24.732 258.9	1:21.693	28.646 198.1	2:15.071
6	25.164 253.5	1:27.457	29.771 196.7	2:22.392	14 - 24.820 255.9	1:23.389	28.708 198.8	2:16.917
7	24.912 254.7	1:22.559	28.778 197.0	2:16.249	15 - 24.817 257.1	1:22.955	28.629 197.0	2:16.401
8	25.053 253.5	1:25.514	29.216 197.8	2:19.783				
25	Robert KUBICA		POL		Dallara F302 Opel-Spiess			
1	X:00.000 190.8	1:32.181	33.609 190.4	X:00.000	3 - 24.917 258.9	1:24.591	34.957 193.8	2:24.465
2	25.329 253.5	1:25.575	29.502 194.5	2:20.406				
26	Marco BONANOMI		ITA		Dallara F302 Opel-Spiess			
1	X:00.000 187.5	1:38.782	31.830 187.1	X:00.000	10 - 25.241 252.3	1:26.601	29.751 193.8	2:21.593
2	26.941 248.2	1:31.204	30.522 191.1	2:28.667	11 - 25.097 254.7	1:25.189	29.474 195.2	2:19.760
3	25.319 250.0	1:27.651	30.120 192.5	2:23.090	12 - X:00.000 229.7	1:32.673	30.356 192.8	X:00.000
4	X:00.000 232.7	1:31.956	30.488 190.1	X:00.000	13 - 25.429 250.5	1:27.001	31.070 194.9	2:23.500
5	25.495 252.9	1:27.112	29.947 193.2	2:22.554	14 - 25.023 255.9	1:25.245	29.872 193.5	2:20.140
6	25.264 254.1	1:26.181	29.883 193.2	2:21.328	15 - 25.360 255.9	1:24.982	29.484 194.5	2:19.826
7	25.228 253.5	1:26.327	29.980 192.8	2:21.535	16 - 25.256 255.9	1:24.250	29.435 194.5	2:18.941
8	25.249 254.1	1:30.598	30.082 193.8	2:25.929	17 - 25.089 254.1	1:24.001	29.370 195.2	2:18.460
9	25.240 252.3	1:26.724	29.583 193.8	2:21.547	18 - 25.098 254.1	1:23.641	29.508 194.2	2:18.247

Weather/Track: Sun/Dry

 Circuito Da Guia
 Circuit Length = 6.1200 km.
 Start: 14:55 End: 15:57

50th Macau Grand Prix
QUALIFYING 1 - SECTOR ANALYSIS

(contd.)

27	Lewis HAMILTON			GBR	Dallara F302 Honda-Mugen				
1	X:00.000 201.1	1:33.609	30.789 188.1	X:00.000	6	24.982 255.9	1:23.267	29.199 194.9	2:17.448
2	27.117 251.1	1:28.941	29.394 194.2	2:25.452	7	24.938 257.1	1:22.671	29.027 193.8	2:16.636
3	24.949 257.7	1:24.894	29.421 195.2	2:19.264	8	24.964 258.3	1:22.790	28.976 195.6	2:16.730
4	X:00.000 235.8	1:30.477	29.806 194.2	X:00.000	9	24.913 255.9	1:26.072	28.904 197.0	2:19.889
5	25.032 256.5	1:25.905	29.203 194.9	2:20.140	10	24.951 254.7	1:27.675	42.287	2:34.913P
28	LEI Kit Meng			MAC	Dallara F302 Honda-Mugen				
1	X:00.000 182.1	1:44.522	37.310 183.3	X:00.000	9	25.274 253.5	1:27.231	29.916 193.2	2:22.421
2	30.694 228.3	1:32.466	30.840 183.9	2:34.000	10	25.363 254.1	1:27.947	30.016 192.1	2:23.326
3	27.729 248.8	1:30.375	30.383 189.8	2:28.487	11	X:00.000 227.3	1:35.971	33.825 167.7	X:00.000
4	X:00.000 230.7	1:34.793	31.603 187.5	X:00.000	12	26.607 246.5	1:28.437	31.888 180.0	2:26.932
5	26.659 243.2	1:29.096	30.238 191.4	2:25.993	13	28.452 250.0	1:28.855	29.912 193.2	2:27.219
6	25.405 252.9	1:27.123	30.108 190.4	2:22.636	14	25.242 253.5	1:27.279	29.804 191.8	2:22.325
7	26.469 226.4	1:28.225	30.067 192.1	2:24.761	15	25.355 252.3	1:26.446	30.497 191.8	2:22.298
8	25.273 253.5	1:27.998	30.125 192.1	2:23.396	16	25.226 252.9	1:26.950	30.941 193.2	2:23.117
29	Joseph Rosa MERSZEI			MAC	Dallara F302 Honda-Mugen				
1	X:00.000 177.9	1:39.689	33.257 183.6	X:00.000	8	5:27.633 226.8	1:36.233	31.684 186.8	X:00.000
2	26.183 244.8	1:33.230	32.565 186.2	2:31.978	9	X:00.000 220.4	1:40.772	33.194 185.2	X:00.000
3	25.945 246.5	1:32.439	31.910 187.1	2:30.294	10	25.743 250.0	1:34.608	34.017 170.0	2:34.368
4	X:00.000 227.8	1:38.739	32.814 184.3	X:00.000	11	26.141 250.0	1:35.442	47.849	2:49.432P
5	27.133 202.2	1:44.155	35.961 186.5	2:47.249	12	2:16.288 227.8	1:36.478	31.727 188.1	4:24.493
6	25.706 250.0	1:34.252	31.820 186.8	2:31.778	13	25.773 248.2	1:32.017	31.499 188.1	2:29.289
7	25.845 248.2	1:36.932	54.470	2:57.247P					
30	Danny WATTS			GBR	Dallara F302 Honda-Mugen				
1	X:00.000 225.0	1:32.713	30.758 190.1	X:00.000	9	25.371 251.1	1:25.339	42.053	2:32.763P
2	25.590 248.8	1:27.557	29.949 191.8	2:23.096	10	X:00.000 187.5	1:32.412	29.882 192.8	X:00.000
3	25.543 250.0	1:25.169	29.658 193.2	2:20.370	11	25.438 251.1	1:25.204	30.944 175.0	2:21.586
4	X:00.000 244.8	1:29.663	30.983 192.5	X:00.000	12	25.881 251.1	1:25.934	29.492 193.5	2:21.307
5	25.371 252.3	1:25.449	29.460 193.8	2:20.280	13	25.438 251.1	1:23.308	29.149 193.8	2:17.895
6	25.191 254.7	1:30.214	29.983 194.9	2:25.388	14	25.403 251.1	1:24.110	29.324 189.8	2:18.837
7	25.295 252.3	1:23.548	29.201 194.5	2:18.044	15	25.514 250.5	1:22.510	29.194 194.5	2:17.218
8	25.185 254.7	1:30.577	35.478 193.8	2:31.240	16	25.163 258.9	1:22.771	30.757 191.8	2:18.691
31	Pedro BARRAL			ESP	Dallara F302 Opel-Spiess				
1	X:00.000 207.2	1:35.578	30.778 192.8	X:00.000	7	25.313 248.8	1:23.980	28.990 197.8	2:18.283
2	26.347 244.3	1:28.036	30.032 194.9	2:24.415	8	25.189 251.7	1:23.353	28.855 197.4	2:17.397
3	25.588 231.2	1:27.250	29.567 196.0	2:22.405	9	25.303 248.2	1:25.017	29.438 195.6	2:19.758
4	X:00.000 241.6	1:28.294	30.763 195.6	X:00.000	10	25.405 249.4	1:23.335	28.773 198.8	2:17.513
5	25.434 249.4	1:24.992	29.386 196.3	2:19.812	11	25.330 249.4	1:22.526	28.712 198.1	2:16.568
6	25.354 250.0	1:24.553	28.934 196.3	2:18.841					
32	Hiroki YOSHIMOTO			JPN	Dallara F302 Opel-Spiess				
1	X:00.000 232.2	1:32.651	30.431 191.8	X:00.000	3	25.224 251.7	1:24.862	29.397 195.2	2:19.483
2	27.748 247.7	1:26.226	29.832 194.2	2:23.806	4	X:00.000 242.1	1:29.290	1:02.038	X:00.000P


Weather/Track: Sun/Dry

Circuito Da Guia
 Circuit Length = 6.1200 km.
 Start: 14:55 End: 15:57

**50th Macau Grand Prix
QUALIFYING 1 - SECTOR ANALYSIS**


(contd.)

33	Ernest VISO		VEN		Dallara F302 Honda-Mugen				
1	X:00.000 230.2	1:30.902	30.490 194.5	X:00.000	3	25.020 253.5	1:23.921	29.222 196.0	2:18.163
2	25.217 253.5	1:26.363	29.453 196.0	2:21.033					
36	Fairuz FAUZY		MAL		Dallara F302 Honda-Mugen				
1	X:00.000 161.9	1:36.011	30.684 190.8	X:00.000	9	25.298 249.4	1:26.984	44.076	2:36.358P
2	25.638 248.8	1:52.425	30.202 192.8	2:48.265	10	X:00.000 247.1	1:37.023	29.829 193.8	X:00.000
3	25.372 250.0	1:34.086	29.938 194.9	2:29.396	11	25.197 252.3	1:25.558	29.286 196.3	2:20.041
4	X:00.000 241.6	1:29.308	29.973 193.5	X:00.000	12	25.127 251.7	1:23.373	29.169 196.0	2:17.669
5	27.154 233.2	1:26.216	29.386 196.0	2:22.756	13	25.103 252.9	1:23.329	28.837 197.4	2:17.269
6	25.247 250.5	1:24.489	29.072 196.7	2:18.808	14	25.078 252.3	1:23.204	28.867 196.0	2:17.149
7	25.358 248.8	1:23.524	28.862 194.9	2:17.744	15	25.098 252.3	1:22.594	28.918 197.4	2:16.610
8	25.369 250.0	1:23.153	28.884 197.0	2:17.406	16	25.076 251.7	1:22.328	28.518 197.8	2:15.922
37	Pierre KAFFER		GER		Dallara F303 Toyota Tom's				
1	X:00.000 181.8	1:35.448	27.593 194.2	X:00.000	9	24.792 257.1	1:25.985	48.774	2:39.551P
2	25.983 251.7		1:55.300 198.8	2:21.283	10	X:00.000 232.2	1:31.092	29.796 189.8	X:00.000
3		1:51.079	199.2	2:20.035	11	25.271 254.1	1:23.055	30.059 189.1	2:18.385
4	X:00.000 242.6	1:26.948	29.135 196.0	X:00.000	12	25.038 255.9	1:22.516	29.097 200.0	2:16.651
5	25.242 251.7	1:23.106	28.893 197.4	2:17.241	13	24.495 255.3	1:21.126	28.505 200.3	2:14.126
6	25.038 254.7	1:22.260	28.716 199.2	2:16.014	14	24.763 257.1	1:24.461	28.509 201.4	2:17.733
7	24.950 254.7	1:21.713	28.769 198.1	2:15.432	15	24.605 258.9	1:22.751	29.079 200.7	2:16.435
8	24.937 255.3	1:26.677	28.783 198.8	2:20.397	16	24.599 253.5	1:21.205	28.466 199.6	2:14.270
38	Michael HO		MAC		Dallara F302 Toyota Tom's				
1	X:00.000 229.2	1:34.358	34.765 194.5	X:00.000	9	25.010 252.9	1:29.991	47.515	2:42.516P
2	27.788 241.6	1:30.768	30.360 194.9	2:28.916	10	X:00.000 171.1	1:31.986	30.740 196.0	X:00.000
3	25.171 253.5	1:27.051	29.908 196.7	2:22.130	11	25.288 251.1	1:26.442	31.651 181.8	2:23.381
4	X:00.000 221.3	1:35.610	30.264 194.5	X:00.000	12	25.701 251.7	1:26.427	31.819 194.2	2:23.947
5	28.727 227.8	1:31.388	32.808 196.0	2:32.923	13	25.109 254.1	1:24.855	29.500 198.8	2:19.464
6	24.977 254.1	1:25.499	29.806 196.7	2:20.282	14	25.038 254.7	1:24.656	29.202 198.1	2:18.896
7	24.868 257.1	1:25.386	29.399 197.8	2:19.653	15	26.302 249.4	1:26.511	33.669 196.7	2:26.482
8	24.981 255.3	1:24.644	29.328 198.5	2:18.953					



50th Macau Grand Prix QUALIFYING 1 - SPEED TRAP - FINISH LINE

POS	NO	CL	NAME	NAT	ENTRY	KPH
1	37		Pierre KAFFER	GER	Dallara F303 Toyota Tom's	201.4
2	16		Fabio CARBONE	BRA	Dallara F302 Renault-Sodemo	200.0
3	10		Tatsuya KATAOKA	JPN	Dallara F302 Toyota-Tom's	200.0
4	2		Katsuyuki HIRANAKA	JPN	Dallara F302 Opel-Spiess	199.6
5	12		Nelson PIQUET JR	BRA	Dallara F302/3 Renault-Sodemo	199.6
6	9		James COURTNEY	AUS	Dallara F302 Toyota-Tom's	199.6
7	20		Robert DOORNBOS	NED	Dallara F302/3 Opel-Spiess	199.2
8	4		Narain KARTHIKEYAN	IND	Dallara F302/3 Honda-Mugen	198.8
9	23		Paolo MONTIN	ITA	Dallara F303 Nissan-Tomei	198.8
10	38		Michael HO	MAC	Dallara F302 Toyota Tom's	198.8
11	1		Ryan BRISCOE	AUS	Dallara F303 Opel-Spiess	198.8
12	31		Pedro BARRAL	ESP	Dallara F302 Opel-Spiess	198.8
13	17		Nicolas LAPIERRE	FRA	Dallara F302 Renault-Sodemo	198.8
14	5		Alvaro PARENTE	POR	Dallara F302/3 Honda-Mugen	198.8
15	11		Richard ANTINUCCI	USA	Dallara F302/3 Renault-Sodemo	198.1
16	15		Andrew THOMPSON	GBR	Dallara F302/3 Renault-Sodemo	198.1
17	36		Fairuz FAUZY	MAL	Dallara F302 Honda-Mugen	197.8
18	6		Nico ROSBERG	FIN	Dallara F302/3 Honda-Mugen	197.8
19	19		Robert AUSTIN	GBR	Dallara F302/3 Opel-Spiess	197.4
20	18		César CAMPANICO	POR	Dallara F302 Renault-Sodemo	197.0
21	27		Lewis HAMILTON	GBR	Dallara F302 Honda-Mugen	197.0
22	33		Ernest VISO	VEN	Dallara F302 Honda-Mugen	196.0
23	21		Ronnie QUINTARELLI	ITA	Dallara F302 Opel-Spiess	195.6
24	26		Marco BONANOMI	ITA	Dallara F302 Opel-Spiess	195.2
25	32		Hiroki YOSHIMOTO	JPN	Dallara F302 Opel-Spiess	195.2
26	22		Naoki YOKOMIZO	JPN	Dallara F302 Opel-Spiess	194.9
27	30		Danny WATTS	GBR	Dallara F302 Honda-Mugen	194.9
28	25		Robert KUBICA	POL	Dallara F302 Opel-Spiess	194.5
29	28		LEI Kit Meng	MAC	Dallara F302 Honda-Mugen	193.2
30	29		Joseph Rosa MERSZEI	MAC	Dallara F302 Honda-Mugen	188.1



50th Macau Grand Prix QUALIFYING 1 - SPEED TRAP - SECTOR 1

(contd.)


POS	NO	CL	NAME	NAT	ENTRY	KPH
1	9		James COURTNEY	AUS	Dallara F302 Toyota-Tom's	266.0
2	10		Tatsuya KATAOKA	JPN	Dallara F302 Toyota-Tom's	263.4
3	17		Nicolas LAPIERRE	FRA	Dallara F302 Renault-Sodemo	262.1
4	16		Fabio CARBONE	BRA	Dallara F302 Renault-Sodemo	262.1
5	6		Nico ROSBERG	FIN	Dallara F302/3 Honda-Mugen	260.8
6	15		Andrew THOMPSON	GBR	Dallara F302/3 Renault-Sodemo	260.2
7	30		Danny WATTS	GBR	Dallara F302 Honda-Mugen	260.2
8	23		Paolo MONTIN	ITA	Dallara F303 Nissan-Tomei	259.6
9	12		Nelson PIQUET JR	BRA	Dallara F302/3 Renault-Sodemo	259.6
10	20		Robert DOORNBOS	NED	Dallara F302/3 Opel-Spiess	259.6
11	37		Pierre KAFFER	GER	Dallara F303 Toyota Tom's	258.9
12	11		Richard ANTINUCCI	USA	Dallara F302/3 Renault-Sodemo	258.9
13	25		Robert KUBICA	POL	Dallara F302 Opel-Spiess	258.9
14	2		Katsuyuki HIRANAKA	JPN	Dallara F302 Opel-Spiess	258.3
15	27		Lewis HAMILTON	GBR	Dallara F302 Honda-Mugen	258.3
16	18		César CAMPANICO	POR	Dallara F302 Renault-Sodemo	257.7
17	26		Marco BONANOMI	ITA	Dallara F302 Opel-Spiess	257.7
18	4		Narain KARTHIKEYAN	IND	Dallara F302/3 Honda-Mugen	257.1
19	38		Michael HO	MAC	Dallara F302 Toyota Tom's	257.1
20	5		Alvaro PARENTE	POR	Dallara F302/3 Honda-Mugen	257.1
21	22		Naoki YOKOMIZO	JPN	Dallara F302 Opel-Spiess	256.5
22	1		Ryan BRISCOE	AUS	Dallara F303 Opel-Spiess	255.3
23	21		Ronnie QUINTARELLI	ITA	Dallara F302 Opel-Spiess	254.7
24	28		LEI Kit Meng	MAC	Dallara F302 Honda-Mugen	254.1
25	19		Robert AUSTIN	GBR	Dallara F302/3 Opel-Spiess	254.1
26	33		Ernest VISO	VEN	Dallara F302 Honda-Mugen	254.1
27	36		Fairuz FAUZY	MAL	Dallara F302 Honda-Mugen	252.9
28	31		Pedro BARRAL	ESP	Dallara F302 Opel-Spiess	251.7
29	32		Hiroki YOSHIMOTO	JPN	Dallara F302 Opel-Spiess	251.7
30	29		Joseph Rosa MERSZEI	MAC	Dallara F302 Honda-Mugen	250.0



50th Macau Grand Prix

FREE PRACTICE - BEST SECTOR TIMES

SECTOR 1				SECTOR 2				SECTOR 3				IDEAL / BEST COMPARISON			
POS	NO	NAME	TIME	NO	NAME	TIME	NO	NAME	TIME	POS	NO	NAME	IDEAL	BEST	DIFF
1	10	KATAOKA	24.219	9	COURTNEY	1:20.598	37	KAFFER	27.593	1	9	COURTNEY	2:13.150	2:13.232	0.082
2	9	COURTNEY	24.308	16	CARBONE	1:20.796	10	KATAOKA	28.223	2	37	KAFFER	2:13.214	2:14.126	0.912
3	15	THOMPSON	24.442	37	KAFFER	1:21.126	16	CARBONE	28.228	3	16	CARBONE	2:13.551	2:13.835	0.284
4	37	KAFFER	24.495	10	KATAOKA	1:21.162	9	COURTNEY	28.244	4	10	KATAOKA	2:13.604	2:14.212	0.608
5	16	CARBONE	24.527	12	PIQUET	1:21.319	2	HIRANAKA	28.337	5	20	DOORNBOS	2:14.464	2:14.719	0.255
6	6	ROSBERG	24.550	20	DOORNBOS	1:21.361	17	LAPIERRE	28.386	6	17	LAPIERRE	2:14.529	2:14.900	0.371
7	1	BRISCOE	24.580	17	LAPIERRE	1:21.520	36	FAUZY	28.518	7	12	PIQUET	2:14.791	2:15.075	0.284
8	20	DOORNBOS	24.580	4	KARTHIKEYAN	1:21.588	15	THOMPSON	28.520	8	23	MONTIN	2:15.054	2:15.071	0.017
9	5	PARENTE	24.591	18	CAMPANICO	1:21.683	20	DOORNBOS	28.523	9	4	KARTHIKEYAN	2:15.065	2:15.135	0.070
10	17	LAPIERRE	24.623	23	MONTIN	1:21.693	23	MONTIN	28.629	10	6	ROSBERG	2:15.203	2:15.644	0.441
11	18	CAMPANICO	24.629	11	ANTINUCCI	1:21.777	5	PARENTE	28.631	11	18	CAMPANICO	2:15.227	2:15.506	0.279
12	11	ANTINUCCI	24.705	6	ROSBERG	1:21.869	4	KARTHIKEYAN	28.633	12	11	ANTINUCCI	2:15.360	2:15.572	0.212
13	12	PIQUET	24.713	1	BRISCOE	1:22.122	1	BRISCOE	28.682	13	1	BRISCOE	2:15.384	2:15.894	0.510
14	23	MONTIN	24.732	5	PARENTE	1:22.204	31	BARRAL	28.712	14	5	PARENTE	2:15.426	2:15.686	0.260
15	2	HIRANAKA	24.809	36	FAUZY	1:22.328	12	PIQUET	28.759	15	2	HIRANAKA	2:15.634	2:15.854	0.220
16	4	KARTHIKEYAN	24.844	21	QUINTARELLI	1:22.417	6	ROSBERG	28.784	16	36	FAUZY	2:15.922	2:15.922	0.000
17	38	HO	24.868	2	HIRANAKA	1:22.488	11	ANTINUCCI	28.878	17	15	THOMPSON	2:16.137	2:16.597	0.460
18	19	AUSTIN	24.900	30	WATTS	1:22.510	27	HAMILTON	28.904	18	21	QUINTARELLI	2:16.418	2:17.069	0.651
19	27	HAMILTON	24.913	31	BARRAL	1:22.526	18	CAMPANICO	28.915	19	31	BARRAL	2:16.427	2:16.568	0.141
20	25	KUBICA	24.917	27	HAMILTON	1:22.671	21	QUINTARELLI	28.948	20	27	HAMILTON	2:16.488	2:16.636	0.148
21	22	YOKOMIZO	25.006	15	THOMPSON	1:23.175	22	YOKOMIZO	28.970	21	30	WATTS	2:16.822	2:17.218	0.396
22	33	VISO	25.020	22	YOKOMIZO	1:23.585	19	AUSTIN	29.125	22	22	YOKOMIZO	2:17.561	2:18.183	0.622
23	26	BONANOMI	25.023	26	BONANOMI	1:23.641	30	WATTS	29.149	23	26	BONANOMI	2:18.034	2:18.247	0.213
24	21	QUINTARELLI	25.053	33	VISO	1:23.921	38	HO	29.202	24	33	VISO	2:18.163	2:18.163	0.000
25	36	FAUZY	25.076	25	KUBICA	1:24.591	33	VISO	29.222	25	38	HO	2:18.714	2:18.896	0.182
26	30	WATTS	25.163	38	HO	1:24.644	26	BONANOMI	29.370	26	19	AUSTIN	2:18.718	2:18.934	0.216
27	31	BARRAL	25.189	19	AUSTIN	1:24.693	32	YOSHIMOTO	29.397	27	25	KUBICA	2:19.010	2:20.406	1.396
28	32	YOSHIMOTO	25.224	32	YOSHIMOTO	1:24.862	25	KUBICA	29.502	28	32	YOSHIMOTO	2:19.483	2:19.483	0.000
29	28	LEI	25.226	28	LEI	1:26.446	28	LEI	29.804	29	28	LEI	2:21.476	2:22.298	0.822
30	29	MERSZEI	25.706	29	MERSZEI	1:32.017	29	MERSZEI	31.499	30	29	MERSZEI	2:29.222	2:29.289	0.067
													Perfect Lap	2:12.410	



50th Macau Grand Prix FREE PRACTICE 2

POS	NO	CL	NAME	NAT	ENTRY	TIME	LAPS	GAP	KPH
1	9		James COURTNEY	AUS	Dallara F302 Toyota-Tom's	2:13.566	12		164.95
2	11		Richard ANTINUCCI	USA	Dallara F302/3 Renault-Sodemo	2:13.878	11	0.312	164.56
3	10		Tatsuya KATAOKA	JPN	Dallara F302 Toyota-Tom's	2:14.182	12	0.616	164.19
4	17		Nicolas LAPIERRE	FRA	Dallara F302 Renault-Sodemo	2:14.285	12	0.719	164.06
5	20		Robert DOORNBOS	NED	Dallara F302/3 Opel-Spiess	2:14.445	12	0.879	163.87
6	23		Paolo MONTIN	ITA	Dallara F303 Nissan-Tomei	2:14.554	11	0.988	163.74
7	6		Nico ROSBERG	FIN	Dallara F302/3 Honda-Mugen	2:15.266	12	1.700	162.87
8	37		Pierre KAFFER	GER	Dallara F303 Toyota Tom's	2:15.461	12	1.895	162.64
9	32		Hiroki YOSHIMOTO	JPN	Dallara F302 Opel-Spiess	2:15.475	12	1.909	162.62
10	16		Fabio CARBONE	BRA	Dallara F302 Renault-Sodemo	2:15.660	11	2.094	162.40
11	36		Fairuz FAUZY	MAL	Dallara F302 Honda-Mugen	2:15.870	12	2.304	162.15
12	18		César CAMPANICO	POR	Dallara F302 Renault-Sodemo	2:15.878	12	2.312	162.14
13	21		Ronnie QUINTARELLI	ITA	Dallara F302 Opel-Spiess	2:16.450	12	2.884	161.46
14	1		Ryan BRISCOE	AUS	Dallara F303 Opel-Spiess	2:16.520	8	2.954	161.38
15	27		Lewis HAMILTON	GBR	Dallara F302 Honda-Mugen	2:16.739	11	3.173	161.12
16	25		Robert KUBICA	POL	Dallara F302 Opel-Spiess	2:16.805	6	3.239	161.04
17	5		Alvaro PARENTE	POR	Dallara F302/3 Honda-Mugen	2:17.619	6	4.053	160.09
18	33		Ernesto VISO	VEN	Dallara F302 Honda-Mugen	2:17.635	12	4.069	160.07
19	31		Pedro BARRAL	ESP	Dallara F302 Opel-Spiess	2:17.709	6	4.143	159.99
20	30		Danny WATTS	GBR	Dallara F302 Honda-Mugen	2:17.850	11	4.284	159.82
21	38		Michael HO	MAC	Dallara F302 Toyota Tom's	2:17.871	12	4.305	159.80
22	15		Andrew THOMPSON	GBR	Dallara F302/3 Renault-Sodemo	2:18.005	12	4.439	159.64
23	4		Narain KARTHIKEYAN	IND	Dallara F302/3 Honda-Mugen	2:18.177	5	4.611	159.44
24	12		Nelson PIQUET JR	BRA	Dallara F302/3 Renault-Sodemo	2:18.830	4	5.264	158.69
25	26		Marco BONANOMI	ITA	Dallara F302 Opel-Spiess	2:18.906	12	5.340	158.61
26	19		Robert AUSTIN	GBR	Dallara F302/3 Opel-Spiess	2:19.480	6	5.914	157.95
27	2		Katsuyuki HIRANAKA	JPN	Dallara F302 Opel-Spiess	2:20.842	3	7.276	156.43
28	28		LEI Kit Meng	MAC	Dallara F302 Honda-Mugen	2:21.867	11	8.301	155.30
29	22		Naoki YOKOMIZO	JPN	Dallara F302 Opel-Spiess	2:22.048	2	8.482	155.10
30	29		Joseph Rosa MERSZEI	MAC	Dallara F302 Honda-Mugen	2:29.154	10	15.588	147.71

Weather/Track: Sunny/Dry

Circuito Da Guia
Circuit Length = 6.1200 km.
Start: 10:20 End: 10:57

Race Director:	Steward:	Timekeeper:
----------------	----------	-------------

**50th Macau Grand Prix
FREE PRACTICE 2 - SECTOR ANALYSIS**

1	Ryan BRISCOE		AUS		Dallara F303 Opel-Spiess			
1 -	X:00.000		193.2	X:00.000	5 - 25.015 255.3	1:28.468	44.742	2:38.225P
2 -	25.112 252.3	1:25.834	29.461 197.0	2:20.407	6 - X:00.000 206.8	1:35.279	29.442 190.8	X:00.000
3 -	25.163 252.9	1:27.842	28.895 196.3	2:21.900	7 - 25.190 254.1	1:24.273	28.572 197.8	2:18.035
4 -	25.057 254.1	1:22.692	28.771 195.2	2:16.520	8 - 24.833 257.1	1:20.725	31.415 74.1	2:16.973
2	Katsuyuki HIRANAKA		JPN		Dallara F302 Opel-Spiess			
1 -	X:00.000 194.9	1:32.127	30.622 192.5	X:00.000	3 - 25.214 252.9	1:26.834	28.794 196.3	2:20.842
2 -	25.351 252.3	1:30.433	29.254 193.5	2:25.038				
4	Narain KARTHIKEYAN		IND		Dallara F302/3 Honda-Mugen			
1 -	X:00.000 161.1		2:29.957	X:00.000P	4 - 25.120 253.5	1:24.023	29.034 196.0	2:18.177
2 -	2:06.190 228.3	1:33.562	29.882 193.5	4:09.634	5 - 25.034 254.1	1:28.923	28.785 198.1	2:22.742
3 -	25.432 250.5	1:31.773	29.197 194.9	2:26.402				
5	Alvaro PARENTE		POR		Dallara F302/3 Honda-Mugen			
1 -	X:00.000 196.7	1:42.176	31.927 190.1	X:00.000	4 - 24.944 257.1	1:25.203	29.288 198.5	2:19.435
2 -	26.753 241.0	1:27.017	29.591 194.9	2:23.361	5 - 24.763 254.7	1:27.975	29.051 196.7	2:21.789
3 -	25.101 255.3	1:27.439	29.062 196.0	2:21.602	6 - 25.077 253.5	1:23.743	28.799 197.8	2:17.619
6	Nico ROSBERG		FIN		Dallara F302/3 Honda-Mugen			
1 -	X:00.000		189.1	X:00.000	7 - 9:21.450 168.4	1:34.122	29.268 191.4	X:00.000
2 -	25.584 251.1	1:25.258	29.225 194.9	2:20.067	8 - 25.319 252.3	1:24.991	29.603 191.8	2:19.913
3 -	26.251 206.5	1:33.016	29.300 192.8	2:28.567	9 - 25.236 252.9	1:22.069	28.788 196.7	2:16.093
4 -	25.125 254.7	1:27.700	29.750 188.8	2:22.575	10 - 25.042 253.5	1:21.602	28.841 197.0	2:15.485
5 -	25.358 252.3	1:28.127	29.075 194.5	2:22.560	11 - 24.977 255.3	1:21.963	28.679 197.0	2:15.619
6 -	25.179 253.5	1:23.163	43.033	2:31.375P	12 - 24.941 254.7	1:21.540	28.785 196.7	2:15.266
9	James COURTNEY		AUS		Dallara F302 Toyota-Tom's			
1 -	X:00.000 206.1	1:35.408	30.067 192.5	X:00.000	7 - 9:45.356 252.3	1:45.329	29.941 193.5	X:00.000
2 -	25.275 251.7	1:27.164	29.117 195.6	2:21.556	8 - 25.045 255.3	1:22.668	28.972 191.1	2:16.685
3 -	24.581 258.9	1:25.611	29.069 192.8	2:19.261	9 - 24.803 260.8	1:21.399	28.350 197.8	2:14.552
4 -	24.723 260.2	1:24.580	31.122 196.0	2:20.425	10 - 24.499 262.1	1:21.725	28.732 198.1	2:14.956
5 -	24.686 260.2	1:22.465	28.597 195.6	2:15.748	11 - 24.274 262.7	1:20.746	28.546 194.5	2:13.566
6 -	24.655 260.8	1:22.301	28.720 197.4	2:15.676	12 - 24.543 262.7	1:24.022	28.909 197.4	2:17.474
10	Tatsuya KATAOKA		JPN		Dallara F302 Toyota-Tom's			
1 -	X:00.000 188.1		2:11.650 191.1	X:00.000	7 - 9:39.547 248.8	1:31.196	31.798 194.5	X:00.000
2 -	25.911 254.7	1:29.058	29.550 193.2	2:24.519	8 - 24.729 243.2	1:27.725	28.957 195.2	2:21.411
3 -	24.751 260.2	1:29.508	29.227 195.2	2:23.486	9 - 24.609 260.8	1:22.258	28.674 197.4	2:15.541
4 -	24.456 266.0	1:26.204	28.837 196.3	2:19.497	10 - 24.577 260.2	1:22.193	30.841 189.4	2:17.611
5 -	24.566 264.0	1:26.393	28.870 195.6	2:19.829	11 - 24.502 263.4	1:22.191	28.744 197.8	2:15.437
6 -	24.454 264.7	1:23.158	28.941 196.0	2:16.553	12 - 24.279 263.4	1:21.461	28.442 198.1	2:14.182

**50th Macau Grand Prix
FREE PRACTICE 2 - SECTOR ANALYSIS**

(contd.)

11	Richard ANTINUCCI		USA		Dallara F302/3 Renault-Sodemo								
1 -	X:00.000		185.5	X:00.000	7 - X:00.000	206.8	1:31.881	32.351	191.1	X:00.000			
2 -	25.456	251.7	1:24.734	29.316	193.8	2:19.506	8 -	25.028	255.3	1:23.506	29.742	190.1	2:18.276
3 -	24.924	257.1	1:26.376	28.848	197.0	2:20.148	9 -	24.905	258.9	1:21.945	28.760	196.7	2:15.610
4 -	24.765	257.7	1:22.407	28.869	198.5	2:16.041	10 -	24.712	257.7	1:20.526	28.640	197.4	2:13.878
5 -	24.391	262.7	1:28.435	29.088	195.6	2:21.914	11 -	24.666	258.3	1:31.826	47.093		2:43.585P
6 -	24.568	261.5	1:28.843	28.777	197.8	2:22.188							
12	Nelson PIQUET JR		BRA		Dallara F302/3 Renault-Sodemo								
1 -	X:00.000	201.8		2:09.255	190.4	X:00.000	3 -	24.969	255.9	1:29.196	29.288	196.3	2:23.453
2 -	25.368	252.9	1:27.186	29.567	194.5	2:22.121	4 -	24.626	259.6	1:24.827	29.377	195.6	2:18.830
15	Andrew THOMPSON		GBR		Dallara F302/3 Renault-Sodemo								
1 -	X:00.000	216.0		2:12.135	179.7	X:00.000	7 -	9:53.178	233.7	1:34.988	29.448	193.8	X:00.000
2 -	29.257	214.7	1:32.269	32.438	192.1	2:33.964	8 -	25.020	255.3	1:28.400	28.810	197.4	2:22.230
3 -	25.053	256.5	1:29.559	31.109	175.6	2:25.721	9 -	24.830	256.5	1:24.369	28.806	196.3	2:18.005
4 -	26.756	255.3	1:27.568	29.373	194.2	2:23.697	10 -	24.883	256.5	1:23.740	30.497	181.8	2:19.120
5 -	24.966	256.5	1:27.738	28.920	196.3	2:21.624	11 -	25.255	257.1	1:24.637	29.130	197.4	2:19.022
6 -	24.758	257.7	1:25.769	28.853	197.0	2:19.380	12 -	24.841	255.3	1:23.958	30.421	151.6	2:19.220
16	Fabio CARBONE		BRA		Dallara F302 Renault-Sodemo								
1 -	X:00.000			189.8		X:00.000	7 -	X:00.000	189.4	1:49.300	29.850	194.5	X:00.000
2 -	25.286	255.3	1:24.222	29.267	195.6	2:18.775	8 -	25.016	257.1	1:25.849	29.197	197.4	2:20.062
3 -	24.918	258.3	1:29.159	28.681	197.4	2:22.758	9 -	24.878	257.1	1:21.813	30.441	183.3	2:17.132
4 -	24.876	256.5	1:22.371	28.413	198.1	2:15.660	10 -	25.200	243.2	1:27.150	28.645	197.8	2:20.995
5 -	24.844	257.7	1:27.081	29.504	196.0	2:21.429	11 -	24.680	260.2	1:26.156	28.468	198.5	2:19.304
6 -	24.892	257.7	1:30.522	29.328	198.8	2:24.742							
17	Nicolas LAPIERRE		FRA		Dallara F302 Renault-Sodemo								
1 -	X:00.000			190.4		X:00.000	7 -	8:50.365	232.2	1:33.889	29.182	195.6	X:00.000
2 -	25.167	257.1	1:24.637	29.203	195.2	2:19.007	8 -	24.866	255.9	1:25.506	28.722	196.3	2:19.094
3 -	25.486	248.2	1:28.402	30.056	189.1	2:23.944	9 -	24.781	257.1	1:22.709	28.731	197.8	2:16.221
4 -	25.385	257.7	1:23.066	29.049	195.2	2:17.500	10 -	24.626	259.6	1:29.986	30.417	186.5	2:25.029
5 -	25.037	255.3	1:28.208	28.970	196.0	2:22.215	11 -	25.061	257.7	1:22.970	29.060	200.0	2:17.091
6 -	24.987	254.7	1:25.852	28.939	196.0	2:19.778	12 -	24.570	258.9	1:21.095	28.620	197.4	2:14.285
18	César CAMPANICO		POR		Dallara F302 Renault-Sodemo								
1 -	X:00.000	159.0		2:10.812	189.4	X:00.000	7 -	9:50.841	218.1	1:41.142	30.931	193.8	X:00.000
2 -	25.556	243.7	1:26.999	29.688	192.8	2:22.243	8 -	25.206	250.0	1:25.830	31.568	195.2	2:22.604
3 -	24.878	258.3	1:29.097	29.428	194.5	2:23.403	9 -	24.905	256.5	1:22.633	29.084	194.2	2:16.622
4 -	24.722	259.6	1:27.033	32.570	190.4	2:24.325	10 -	24.874	257.1	1:28.570	30.270	191.1	2:23.714
5 -	24.866	257.7	1:23.462	29.039	196.0	2:17.367	11 -	25.054	255.3	1:22.347	28.962	196.0	2:16.363
6 -	24.737	258.9	1:25.495	29.918	194.2	2:20.150	12 -	24.887	256.5	1:21.984	29.007	194.5	2:15.878
19	Robert AUSTIN		GBR		Dallara F302/3 Opel-Spiess								
1 -	X:00.000	182.7		2:12.350	186.8	X:00.000	4 -	25.113	253.5	1:27.351	28.998	197.4	2:21.462
2 -	25.740	248.8	1:29.488	30.223	193.5	2:25.451	5 -	25.041	253.5	1:25.553	28.998	197.0	2:19.592
3 -	25.213	251.7	1:30.289	29.474	194.2	2:24.976	6 -	25.157	248.2	1:25.221	29.102	196.3	2:19.480

Weather/Track: Sunny/Dry

 Circuito Da Guia
 Circuit Length = 6.1200 km.
 Start: 10:20 End: 10:57

**50th Macau Grand Prix
FREE PRACTICE 2 - SECTOR ANALYSIS**

(contd.)

20	Robert DOORBOS		NED		Dallara F302/3 Opel-Spiess							
1	-X:00.000	224.0		2:05.742	X:00.000	7 -X:00.000	251.1	1:31.394	29.407	196.3	X:00.000	
2	25.100	254.7	1:25.116	29.401	196.3	2:19.617	8 - 24.809	254.1	1:22.447	28.853	197.8	2:16.109
3	24.889	255.3	1:23.922	28.956	196.7	2:17.767	9 - 24.934	254.1	1:21.529	29.455	189.4	2:15.918
4	24.626	258.9	1:28.946	29.134	197.4	2:22.706	10 - 26.081	256.5	1:21.489	28.672	198.5	2:16.242
5	24.858	256.5	1:22.569	28.828	197.0	2:16.255	11 - 24.927	255.9	1:21.011	28.507	198.1	2:14.445
6	24.791	257.7	1:25.526	28.814	197.8	2:19.131	12 - 24.955	254.7	1:28.492	46.835		2:40.282P
21	Ronnie QUINTARELLI		ITA		Dallara F302 Opel-Spiess							
1	-X:00.000	204.1		2:06.005	190.8	X:00.000	7 - 9:50.231	243.7	1:31.586	29.655	194.2	X:00.000
2	25.633	252.9	1:26.859	30.565	190.8	2:23.057	8 - 25.278	252.3	1:24.705	29.181	194.5	2:19.164
3	25.358	252.3	1:31.177	29.424	193.8	2:25.959	9 - 25.107	254.1	1:23.179	28.974	197.4	2:17.260
4	25.319	251.7	1:26.694	29.247	194.5	2:21.260	10 - 24.877	257.1	1:24.907	30.903	183.6	2:20.687
5	25.132	254.1	1:24.306	30.061	193.5	2:19.499	11 - 25.554	251.7	1:22.922	29.059	195.6	2:17.535
6	25.346	252.9	1:27.144	29.483	194.5	2:21.973	12 - 25.191	248.2	1:22.464	28.795	196.0	2:16.450
22	Naoki YOKOMIZO		JPN		Dallara F302 Opel-Spiess							
1	-X:00.000	220.4		2:05.424		X:00.000	2 - 25.451	252.3	1:26.596	30.001	190.1	2:22.048
23	Paolo MONTIN		ITA		Dallara F303 Nissan-Tomei							
1	-X:00.000	182.4		2:07.899	191.1	X:00.000	7 - 9:34.506	234.7	1:41.372	29.549	196.0	X:00.000
2	25.085	255.9	1:26.741	30.731	194.2	2:22.557	8 - 25.004	255.3	1:24.608	28.766	197.8	2:18.378
3	24.982	257.1	1:29.574	28.934	195.6	2:23.490	9 - 24.699	258.3	1:24.918	29.008	197.0	2:18.625
4	24.880	258.3	1:26.774	29.123	197.0	2:20.777	10 - 24.826	257.1	1:21.866	28.988	193.8	2:15.680
5	24.933	256.5	1:23.160	28.823	199.2	2:16.916	11 - 24.901	257.1	1:21.130	28.523	198.5	2:14.554
6	24.601	257.7	1:23.681	44.325		2:32.607P						
25	Robert KUBICA		POL		Dallara F302 Opel-Spiess							
1	-X:00.000	221.7		2:01.134		X:00.000	4 - 25.319	252.3	1:30.808	29.310	193.5	2:25.437
2	25.264	255.9	1:25.301	29.308	191.4	2:19.873	5 - 25.232	254.1	1:22.184	29.389	194.2	2:16.805
3	25.091	256.5	1:27.304	30.336	192.1	2:22.731	6 - 25.226	254.1	1:26.951	29.027	194.5	2:21.204
26	Marco BONANOMI		ITA		Dallara F302 Opel-Spiess							
1	-X:00.000	182.4		2:10.085	188.1	X:00.000	7 - 9:42.023	227.3	1:30.880	29.765	194.2	X:00.000
2	25.703	251.7	1:29.978	30.303	191.1	2:25.984	8 - 25.142	254.7	1:24.965	29.482	193.5	2:19.589
3	25.345	252.9	1:31.700	30.014	191.8	2:27.059	9 - 25.073	254.1	1:24.370	29.463	194.9	2:18.906
4	25.205	254.1	1:26.472	29.698	193.5	2:21.375	10 - 25.107	254.1	1:27.128	31.741	184.6	2:23.976
5	25.176	254.7	1:24.751	29.424	193.8	2:19.351	11 - 25.739	252.3	1:24.571	29.436	195.2	2:19.746
6	25.154	255.3	1:27.781	29.739	192.1	2:22.674	12 - 25.498	252.9	1:24.422	29.782	194.9	2:19.702
27	Lewis HAMILTON		GBR		Dallara F302 Honda-Mugen							
1	-X:00.000	197.8		2:10.985		X:00.000	7 -X:00.000	238.9	1:36.445	30.136	177.6	X:00.000
2	25.306	253.5	1:27.507	29.605	193.8	2:22.418	8 - 25.296	254.7	1:25.911	31.833	194.9	2:23.040
3	25.089	254.7	1:28.954	29.812	194.2	2:23.855	9 - 24.942	256.5	1:25.630	30.319	189.1	2:20.891
4	25.034	228.8	1:27.005	29.396	195.6	2:21.435	10 - 25.143	257.1	1:57.147	29.512	194.2	2:51.802
5	24.837	257.7	1:22.952	28.950	195.6	2:16.739	11 - 24.976	255.9	1:22.381	31.482	173.6	2:18.839
6	24.859	256.5	1:26.831	29.364	194.5	2:21.054						


Weather/Track: Sunny/Dry

 Circuito Da Guia
 Circuit Length = 6.1200 km.
 Start: 10:20 End: 10:57

**50th Macau Grand Prix
FREE PRACTICE 2 - SECTOR ANALYSIS**

(contd.)


28	LEI Kit Meng		MAC		Dallara F302 Honda-Mugen								
1 -	X:00.000		184.9	X:00.000	7 - 8:42.440	186.2	1:45.065	31.906	182.4	X:00.000			
2 -	26.725	236.8	1:32.523	31.739	187.8	2:30.987	8 - 26.127	252.3	1:28.675	30.242	191.1	2:25.044	
3 -	25.471	250.5	1:33.134	30.847	187.5	2:29.452	9 - 25.230	253.5	1:26.820	30.025	185.2	2:22.075	
4 -	26.727	246.0	1:30.157	30.904	192.1	2:27.788	10 - 25.488	250.5	2:58.501	30.417	192.8	3:54.406	
5 -	25.188	252.9	1:29.224	30.011	190.8	2:24.423	11 - 25.289	251.7	1:26.332	30.246	191.1	2:21.867	
6 -	25.315	251.7	1:28.218	30.154	191.8	2:23.687							
29	Joseph Rosa MERSZEI		MAC		Dallara F302 Honda-Mugen								
1 -	X:00.000	182.7	1:46.156	33.169	181.5	X:00.000	6 -	X:00.000	217.7	1:44.551	32.292	184.6	X:00.000
2 -	27.927	242.6	1:35.499	33.303	185.2	2:36.729	7 -	25.840	248.2	1:32.805	32.140	188.1	2:30.785
3 -	25.865	248.2	1:37.623	31.767	186.5	2:35.255	8 -	25.587	251.1	1:31.775	33.211	169.5	2:30.573
4 -	25.743	245.4	1:33.787	31.237	189.8	2:30.767	9 -	27.943	243.7	1:38.730	31.709	187.8	2:38.382
5 -	25.555	251.7	1:38.075	43.714		2:47.344P	10 -	25.653	249.4	1:32.079	31.422	188.1	2:29.154
30	Danny WATTS		GBR		Dallara F302 Honda-Mugen								
1 -	X:00.000	200.3		2:05.809	X:00.000	7 -	25.528	250.0	1:26.127	29.234	194.5	2:20.889	
2 -	25.733	248.8	1:27.270	29.598	191.4	2:22.601	8 -	25.447	250.5	1:23.479	29.061	194.5	2:17.987
3 -	25.549	250.0	1:25.414	29.631	193.2	2:20.594	9 -	25.407	250.5	1:22.692	30.470	181.5	2:18.569
4 -	25.503	253.5	1:27.915	41.489		2:34.907P	10 -	25.715	250.5	1:22.976	29.159	194.9	2:17.850
5 -	3:35.049	246.5	1:30.245	29.602	194.2	X:00.000	11 -	25.271	252.9	1:23.747	29.334	192.8	2:18.352
6 -	8:58.217	244.8	1:29.214	29.577	193.5	X:00.000							
31	Pedro BARRAL		ESP		Dallara F302 Opel-Spiess								
1 -	X:00.000	179.4		2:07.780	X:00.000	4 -	25.076	250.5	1:26.882	29.022	196.7	2:20.980	
2 -	25.278	254.7	1:26.911	29.295	194.5	2:21.484	5 -	25.045	255.3	1:23.625	29.039	196.3	2:17.709
3 -	25.132	253.5	1:25.181	29.239	196.3	2:19.552	6 -	25.118	253.5	1:25.679	28.911	198.5	2:19.708
32	Hiroki YOSHIMOTO		JPN		Dallara F302 Opel-Spiess								
1 -	X:00.000	199.6		2:07.039	X:00.000	7 -	X:00.000	244.3	1:23.023	28.994	197.4	X:00.000	
2 -	25.152	219.5	1:27.271	29.319	195.6	2:21.742	8 -	25.075	254.1	1:24.281	29.090	197.4	2:18.446
3 -	24.859	257.7	1:25.222	29.013	197.4	2:19.094	9 -	24.737	258.3	1:28.776	29.209	196.0	2:22.722
4 -	28.643	124.2	1:28.578	28.896	196.0	2:26.117	10 -	25.125	253.5	1:21.961	29.661	187.8	2:16.747
5 -	25.033	255.9	1:23.202	28.970	195.6	2:17.205	11 -	25.319	254.1	1:22.839	28.937	194.2	2:17.095
6 -	25.064	255.9	1:24.221	28.950	196.7	2:18.235	12 -	25.059	254.7	1:21.689	28.727	197.8	2:15.475
33	Ernesto VISO		VEN		Dallara F302 Honda-Mugen								
1 -	X:00.000	181.5		2:08.200	X:00.000	7 -	X:00.000	237.8	1:31.141	29.595	194.9	X:00.000	
2 -	25.555	249.4	2:07.676	30.157	194.2	3:03.388	8 -	25.435	248.2	1:26.490	29.250	195.2	2:21.175
3 -	25.396	250.0	1:27.680	29.375	194.5	2:22.451	9 -	25.199	251.7	1:24.060	29.799	191.4	2:19.058
4 -	25.263	251.1	1:25.576	29.411	196.7	2:20.250	10 -	25.294	251.1	1:24.235	29.143	194.9	2:18.672
5 -	25.349	255.3	1:31.719	29.455	195.2	2:26.523	11 -	25.278	251.1	1:23.249	29.108	195.6	2:17.635
6 -	25.275	251.1	1:25.527	29.584	195.6	2:20.386	12 -	25.331	250.5	1:23.709	29.182	193.8	2:18.222



**50th Macau Grand Prix
FREE PRACTICE 2 - SECTOR ANALYSIS**


(contd.)

36	Fairuz FAUZY		MAL	Dallara F302 Honda-Mugen					
1	X:00.000 181.8		2:03.991	X:00.000	7	9:59.633 248.8	1:26.426	29.360 195.2	X:00.000
2	25.623 247.7	1:25.098	29.240 194.5	2:19.961	8	25.260 251.1	1:27.284	29.026 196.3	2:21.570
3	25.372 249.4	1:23.773	29.037 196.3	2:18.182	9	25.103 252.9	1:23.054	28.822 197.0	2:16.979
4	25.287 250.5	1:27.257	29.038 196.3	2:21.582	10	25.102 253.5	1:22.651	29.380 189.1	2:17.133
5	25.265 250.5	1:23.351	29.059 196.0	2:17.675	11	25.226 253.5	1:25.642	28.910 197.0	2:19.778
6	25.242 251.1	1:33.264	29.020 195.2	2:27.526	12	25.017 254.7	1:22.217	28.636 198.5	2:15.870
37	Pierre KAFFER		GER	Dallara F303 Toyota Tom's					
1	X:00.000 210.5		2:05.437 195.2	X:00.000	7	9:48.178 221.7	1:43.829	29.551 196.3	X:00.000
2	24.911 255.9	1:26.511	29.422 198.5	2:20.844	8	25.173 251.7	1:24.392	29.337 194.2	2:18.902
3	24.798 258.3	1:29.247	29.210 198.5	2:23.255	9	25.036 254.7	1:22.505	28.765 198.5	2:16.306
4	24.576 263.4	1:25.872	28.917 200.0	2:19.365	10	24.855 255.9	1:21.810	28.797 199.2	2:15.462
5	24.875 254.1	1:22.934	28.950 198.8	2:16.759	11	24.810 253.5	1:22.071	28.580 198.1	2:15.461
6	24.894 257.1	1:25.996	46.680	2:37.570P	12	24.627 259.6	1:23.038	28.974 197.8	2:16.639
38	Michael HO		MAC	Dallara F302 Toyota Tom's					
1	X:00.000 165.3		2:10.475 191.1	X:00.000	7	9:28.399 238.4	1:41.693	30.764 196.7	X:00.000
2	26.179 210.5	1:34.527	30.580 194.5	2:31.286	8	24.937 252.9	1:26.256	29.180 197.8	2:20.373
3	25.052 252.3	1:30.906	29.844 196.0	2:25.802	9	24.963 254.7	1:24.817	28.949 198.1	2:18.729
4	25.061 254.7	1:30.379	29.681 196.3	2:25.121	10	25.025 254.1	1:24.056	29.748 193.5	2:18.829
5	24.970 255.9	1:35.541	29.745 197.4	2:30.256	11	25.129 255.3	1:24.393	29.056 198.8	2:18.578
6	24.979 254.7	1:26.212	29.256 199.2	2:20.447	12	25.021 253.5	1:23.916	28.934 200.0	2:17.871



50th Macau Grand Prix FREE PRACTICE 2 - SPEED TRAP - FINISH LINE

POS	NO	CL	NAME	NAT	ENTRY	KPH
1	38		Michael HO	MAC	Dallara F302 Toyota Tom's	200.0
2	17		Nicolas LAPIERRE	FRA	Dallara F302 Renault-Sodemo	200.0
3	37		Pierre KAFFER	GER	Dallara F303 Toyota Tom's	200.0
4	23		Paolo MONTIN	ITA	Dallara F303 Nissan-Tomei	199.2
5	16		Fabio CARBONE	BRA	Dallara F302 Renault-Sodemo	198.8
6	36		Fairuz FAUZY	MAL	Dallara F302 Honda-Mugen	198.5
7	20		Robert DOORNBOS	NED	Dallara F302/3 Opel-Spiess	198.5
8	31		Pedro BARRAL	ESP	Dallara F302 Opel-Spiess	198.5
9	11		Richard ANTINUCCI	USA	Dallara F302/3 Renault-Sodemo	198.5
10	5		Alvaro PARENTE	POR	Dallara F302/3 Honda-Mugen	198.5
11	10		Tatsuya KATAOKA	JPN	Dallara F302 Toyota-Tom's	198.1
12	9		James COURTNEY	AUS	Dallara F302 Toyota-Tom's	198.1
13	4		Narain KARTHIKEYAN	IND	Dallara F302/3 Honda-Mugen	198.1
14	32		Hiroki YOSHIMOTO	JPN	Dallara F302 Opel-Spiess	197.8
15	1		Ryan BRISCOE	AUS	Dallara F303 Opel-Spiess	197.8
16	21		Ronnie QUINTARELLI	ITA	Dallara F302 Opel-Spiess	197.4
17	15		Andrew THOMPSON	GBR	Dallara F302/3 Renault-Sodemo	197.4
18	19		Robert AUSTIN	GBR	Dallara F302/3 Opel-Spiess	197.4
19	6		Nico ROSBERG	FIN	Dallara F302/3 Honda-Mugen	197.0
20	33		Ernesto VISO	VEN	Dallara F302 Honda-Mugen	196.7
21	2		Katsuyuki HIRANAKA	JPN	Dallara F302 Opel-Spiess	196.3
22	12		Nelson PIQUET JR	BRA	Dallara F302/3 Renault-Sodemo	196.3
23	18		César CAMPANICO	POR	Dallara F302 Renault-Sodemo	196.0
24	27		Lewis HAMILTON	GBR	Dallara F302 Honda-Mugen	195.6
25	26		Marco BONANOMI	ITA	Dallara F302 Opel-Spiess	195.2
26	30		Danny WATTS	GBR	Dallara F302 Honda-Mugen	194.9
27	25		Robert KUBICA	POL	Dallara F302 Opel-Spiess	194.5
28	28		LEI Kit Meng	MAC	Dallara F302 Honda-Mugen	192.8
29	22		Naoki YOKOMIZO	JPN	Dallara F302 Opel-Spiess	190.1
30	29		Joseph Rosa MERSZEI	MAC	Dallara F302 Honda-Mugen	189.8



50th Macau Grand Prix
FREE PRACTICE 2 - SPEED TRAP - SECTOR 1

(contd.)

POS	NO	CL	NAME	NAT	ENTRY	KPH
1	10		Tatsuya KATAOKA	JPN	Dallara F302 Toyota-Tom's	266.0
2	37		Pierre KAFFER	GER	Dallara F303 Toyota Tom's	263.4
3	9		James COURTNEY	AUS	Dallara F302 Toyota-Tom's	262.7
4	11		Richard ANTINUCCI	USA	Dallara F302/3 Renault-Sodemo	262.7
5	16		Fabio CARBONE	BRA	Dallara F302 Renault-Sodemo	260.2
6	15		Andrew THOMPSON	GBR	Dallara F302/3 Renault-Sodemo	260.2
7	18		César CAMPANICO	POR	Dallara F302 Renault-Sodemo	260.2
8	17		Nicolas LAPIERRE	FRA	Dallara F302 Renault-Sodemo	259.6
9	12		Nelson PIQUET JR	BRA	Dallara F302/3 Renault-Sodemo	259.6
10	20		Robert DOORNBOS	NED	Dallara F302/3 Opel-Spiess	258.9
11	32		Hiroki YOSHIMOTO	JPN	Dallara F302 Opel-Spiess	258.3
12	23		Paolo MONTIN	ITA	Dallara F303 Nissan-Tomei	258.3
13	31		Pedro BARRAL	ESP	Dallara F302 Opel-Spiess	257.7
14	27		Lewis HAMILTON	GBR	Dallara F302 Honda-Mugen	257.7
15	21		Ronnie QUINTARELLI	ITA	Dallara F302 Opel-Spiess	257.1
16	1		Ryan BRISCOE	AUS	Dallara F303 Opel-Spiess	257.1
17	5		Alvaro PARENTE	POR	Dallara F302/3 Honda-Mugen	257.1
18	25		Robert KUBICA	POL	Dallara F302 Opel-Spiess	256.5
19	38		Michael HO	MAC	Dallara F302 Toyota Tom's	255.9
20	6		Nico ROSBERG	FIN	Dallara F302/3 Honda-Mugen	255.3
21	26		Marco BONANOMI	ITA	Dallara F302 Opel-Spiess	255.3
22	33		Ernesto VISO	VEN	Dallara F302 Honda-Mugen	255.3
23	36		Fairuz FAUZY	MAL	Dallara F302 Honda-Mugen	254.7
24	4		Narain KARTHIKEYAN	IND	Dallara F302/3 Honda-Mugen	254.7
25	2		Katsuyuki HIRANAKA	JPN	Dallara F302 Opel-Spiess	254.7
26	28		LEI Kit Meng	MAC	Dallara F302 Honda-Mugen	253.5
27	19		Robert AUSTIN	GBR	Dallara F302/3 Opel-Spiess	253.5
28	30		Danny WATTS	GBR	Dallara F302 Honda-Mugen	253.5
29	22		Naoki YOKOMIZO	JPN	Dallara F302 Opel-Spiess	252.3
30	29		Joseph Rosa MERSZEI	MAC	Dallara F302 Honda-Mugen	251.7

BULLETIN TK122



50th Macau Grand Prix FREE PRACTICE 2 - BEST SECTOR TIMES

SECTOR 1				SECTOR 2				SECTOR 3				IDEAL / BEST COMPARISON				
POS	NO	NAME	TIME	NO	NAME	TIME	NO	NAME	TIME	POS	NO	NAME	IDEAL	BEST	DIFF	
1	9	COURTNEY	24.274	11	ANTINUCCI	1:20.526	9	COURTNEY	28.350	1	9	COURTNEY	2:13.370	2:13.566	0.196	
2	10	KATAOKA	24.279	1	BRISCOE	1:20.725	16	CARBONE	28.413	2	11	ANTINUCCI	2:13.557	2:13.878	0.321	
3	11	ANTINUCCI	24.391	9	COURTNEY	1:20.746	10	KATAOKA	28.442	3	1	BRISCOE	2:14.130	2:16.520	2.390	
4	17	LAPIERRE	24.570	20	DOORNBOS	1:21.011	20	DOORNBOS	28.507	4	20	DOORNBOS	2:14.144	2:14.445	0.301	
5	37	KAFFER	24.576	17	LAPIERRE	1:21.095	23	MONTIN	28.523	5	10	KATAOKA	2:14.182	2:14.182	0.000	
6	23	MONTIN	24.601	23	MONTIN	1:21.130	1	BRISCOE	28.572	6	23	MONTIN	2:14.254	2:14.554	0.300	
7	12	PIQUET	24.626	10	KATAOKA	1:21.461	37	KAFFER	28.580	7	17	LAPIERRE	2:14.285	2:14.285	0.000	
8	20	DOORNBOS	24.626	6	ROSBERG	1:21.540	17	LAPIERRE	28.620	8	16	CARBONE	2:14.906	2:15.660	0.754	
9	16	CARBONE	24.680	32	YOSHIMOTO	1:21.689	36	FAUZY	28.636	9	37	KAFFER	2:14.966	2:15.461	0.495	
10	18	CAMPANICO	24.722	37	KAFFER	1:21.810	11	ANTINUCCI	28.640	10	32	YOSHIMOTO	2:15.153	2:15.475	0.322	
11	32	YOSHIMOTO	24.737	16	CARBONE	1:21.813	6	ROSBERG	28.679	11	6	ROSBERG	2:15.160	2:15.266	0.106	
12	15	THOMPSON	24.758	18	CAMPANICO	1:21.984	32	YOSHIMOTO	28.727	12	18	CAMPANICO	2:15.668	2:15.878	0.210	
13	5	PARENTE	24.763	25	KUBICA	1:22.184	4	KARTHIKEYAN	28.785	13	36	FAUZY	2:15.870	2:15.870	0.000	
14	1	BRISCOE	24.833	36	FAUZY	1:22.217	2	HIRANAKA	28.794	14	21	QUINTARELLI	2:16.136	2:16.450	0.314	
15	27	HAMILTON	24.837	27	HAMILTON	1:22.381	21	QUINTARELLI	28.795	15	27	HAMILTON	2:16.168	2:16.739	0.571	
16	21	QUINTARELLI	24.877	21	QUINTARELLI	1:22.464	5	PARENTE	28.799	16	25	KUBICA	2:16.302	2:16.805	0.503	
17	38	HO	24.937	30	WATTS	1:22.692	15	THOMPSON	28.806	17	30	WATTS	2:17.024	2:17.850	0.826	
18	6	ROSBERG	24.941	33	VISO	1:23.249	31	BARRAL	28.911	18	15	THOMPSON	2:17.304	2:18.005	0.701	
19	36	FAUZY	25.017	31	BARRAL	1:23.625	38	HO	28.934	19	5	PARENTE	2:17.305	2:17.619	0.314	
20	4	KARTHIKEYAN	25.034	15	THOMPSON	1:23.740	27	HAMILTON	28.950	20	33	VISO	2:17.556	2:17.635	0.079	
21	19	AUSTIN	25.041	5	PARENTE	1:23.743	18	CAMPANICO	28.962	21	31	BARRAL	2:17.581	2:17.709	0.128	
22	31	BARRAL	25.045	38	HO	1:23.916	19	AUSTIN	28.998	22	38	HO	2:17.787	2:17.871	0.084	
23	26	BONANOMI	25.073	4	KARTHIKEYAN	1:24.023	25	KUBICA	29.027	23	4	KARTHIKEYAN	2:17.842	2:18.177	0.335	
24	25	KUBICA	25.091	26	BONANOMI	1:24.370	30	WATTS	29.061	24	12	PIQUET	2:18.741	2:18.830	0.089	
25	28	LEI	25.188	12	PIQUET	1:24.827	33	VISO	29.108	25	26	BONANOMI	2:18.867	2:18.906	0.039	
26	33	VISO	25.199	19	AUSTIN	1:25.221	12	PIQUET	29.288	26	19	AUSTIN	2:19.260	2:19.480	0.220	
27	2	HIRANAKA	25.214	28	LEI	1:26.332	26	BONANOMI	29.424	27	2	HIRANAKA	2:20.842	2:20.842	0.000	
28	30	WATTS	25.271	22	YOKOMIZO	1:26.596	22	YOKOMIZO	30.001	28	28	LEI	2:21.531	2:21.867	0.336	
29	22	YOKOMIZO	25.451	2	HIRANAKA	1:26.834	28	LEI	30.011	29	22	YOKOMIZO	2:22.048	2:22.048	0.000	
30	29	MERSZEI	25.555	29	MERSZEI	1:31.775	29	MERSZEI	31.237	30	29	MERSZEI	2:28.567	2:29.154	0.587	
													Perfect Lap	2:13.150		

Weather/Track: Sun/Dry Bulletin Re-issued at 15:25 with amended title. Original TK105.

Circuito Da Guia
Circuit Length = 6.1200 km
Start: 10:20 End: 10:57

UNISYS. Imagine it. Done.



50th Macau Grand Prix COMBINED QUALIFYING

POS	NO	CL	NAME	NAT	ENTRY	FIRST		SECOND		GAP
						TIME	LAPS	TIME	LAPS	
1	16		Fabio CARBONE	BRA	Dallara F302 Renault-Sodemo	2:13.835	15	2:13.016	16	
2	1		Ryan BRISCOE	AUS	Dallara F303 Opel-Spiess	2:15.894	16	2:13.223	16	0.207
3	9		James COURTNEY	AUS	Dallara F302 Toyota-Tom's	2:13.232	15	2:13.267	18	0.216
4	17		Nicolas LAPIERRE	FRA	Dallara F302 Renault-Sodemo	2:14.900	13	2:13.270	18	0.254
5	37		Pierre KAFFER	GER	Dallara F303 Toyota Tom's	2:14.126	16	2:13.506	18	0.490
6	11		Richard ANTINUCCI	USA	Dallara F302/3 Renault-Sodemo	2:15.572	15	2:13.514	16	0.498
7	6		Nico ROSBERG	FIN	Dallara F302/3 Honda-Mugen	2:15.644	16	2:13.906	13	0.890
8	10		Tatsuya KATAOKA	JPN	Dallara F302 Toyota-Tom's	2:14.212	18	2:13.910	18	0.894
9	23		Paolo MONTIN	ITA	Dallara F303 Nissan-Tomei	2:15.071	15	2:13.958	18	0.942
10	20		Robert DOORNBOS	NED	Dallara F302/3 Opel-Spiess	2:14.719	16	2:14.146	15	1.130
11	5		Alvaro PARENTE	POR	Dallara F302/3 Honda-Mugen	2:15.686	17	2:14.593	18	1.577
12	36		Fairuz FAUZY	MAL	Dallara F302 Honda-Mugen	2:15.922	16	2:14.728	18	1.712
13	12		Nelson PIQUET JR	BRA	Dallara F302/3 Renault-Sodemo	2:15.075	11	2:14.949	17	1.933
14	25		Robert KUBICA	POL	Dallara F302 Opel-Spiess	2:20.406	3	2:14.965	18	1.949
15	18		César CAMPANICO	POR	Dallara F302 Renault-Sodemo	2:15.506	17	2:15.001	18	1.985
16	30		Danny WATTS	GBR	Dallara F302 Honda-Mugen	2:17.218	16	2:15.050	18	2.034
17	4		Narain KARTHIKEYAN	IND	Dallara F302/3 Honda-Mugen	2:15.135	15	2:15.381	6	2.119
18	27		Lewis HAMILTON	GBR	Dallara F302 Honda-Mugen	2:16.636	10	2:15.160	17	2.144
19	32		Hiroki YOSHIMOTO	JPN	Dallara F302 Opel-Spiess	2:19.483	4	2:15.189	16	2.173
20	21		Ronnie QUINTARELLI	ITA	Dallara F302 Opel-Spiess	2:17.069	18	2:15.478	16	2.462
21	15		Andrew THOMPSON	GBR	Dallara F302/3 Renault-Sodemo	2:16.597	16	2:15.515	17	2.499
22	31		Pedro BARRAL	ESP	Dallara F302 Opel-Spiess	2:16.568	11	2:15.782	16	2.766
23	2		Katsuyuki HIRANAKA	JPN	Dallara F302 Opel-Spiess	2:15.854	15	2:16.114	16	2.838
24	33		Ernest VISO	VEN	Dallara F302 Honda-Mugen	2:18.163	3	2:16.006	17	2.990
25	19		Robert AUSTIN	GBR	Dallara F302/3 Opel-Spiess	2:18.934	7	2:16.368	16	3.352
26	38		Michael HO	MAC	Dallara F302 Toyota Tom's	2:18.896	15	2:16.877	19	3.861
27	22		Naoki YOKOMIZO	JPN	Dallara F302 Opel-Spiess	2:18.183	16		0	5.167
28	26		Marco BONANOMI	ITA	Dallara F302 Opel-Spiess	2:18.247	18	2:20.730	4	5.231
29	28		LEI Kit Meng	MAC	Dallara F302 Honda-Mugen	2:22.298	16	2:20.537	19	7.521
30	29		Joseph Rosa MERSZEI	MAC	Dallara F302 Honda-Mugen	2:29.289	13	2:24.503	10	11.487

QUALIFICATION MAXIMA 2:26.317

Weather/Track: Sun/Dry

Results from UNISYS. Imagine it. Done.

Circuito Da Guia
Circuit Length = 6.1200 km.
Start: 15:10 End: 15:55

Race Director:

Steward:

Timekeeper:



50th Macau Grand Prix QUALIFYING 2

POS	NO	CL	NAME	NAT	ENTRY	TIME	LAPS	GAP	KPH
1	16		Fabio CARBONE	BRA	Dallara F302 Renault-Sodemo	2:13.016	16		165.63
2	1		Ryan BRISCOE	AUS	Dallara F303 Opel-Spiess	2:13.223	16	0.207	165.37
3	9		James COURTNEY	AUS	Dallara F302 Toyota-Tom's	2:13.267	18	0.251	165.32
4	17		Nicolas LAPIERRE	FRA	Dallara F302 Renault-Sodemo	2:13.270	18	0.254	165.31
5	37		Pierre KAFFER	GER	Dallara F303 Toyota Tom's	2:13.506	18	0.490	165.02
6	11		Richard ANTINUCCI	USA	Dallara F302/3 Renault-Sodemo	2:13.514	16	0.498	165.01
7	6		Nico ROSBERG	FIN	Dallara F302/3 Honda-Mugen	2:13.906	13	0.890	164.53
8	10		Tatsuya KATAOKA	JPN	Dallara F302 Toyota-Tom's	2:13.910	18	0.894	164.52
9	23		Paolo MONTIN	ITA	Dallara F303 Nissan-Tomei	2:13.958	18	0.942	164.46
10	20		Robert DOORNBOS	NED	Dallara F302/3 Opel-Spiess	2:14.146	15	1.130	164.23
11	5		Alvaro PARENTE	POR	Dallara F302/3 Honda-Mugen	2:14.593	18	1.577	163.69
12	36		Fairuz FAUZY	MAL	Dallara F302 Honda-Mugen	2:14.728	18	1.712	163.52
13	12		Nelson PIQUET JR	BRA	Dallara F302/3 Renault-Sodemo	2:14.949	17	1.933	163.26
14	25		Robert KUBICA	POL	Dallara F302 Opel-Spiess	2:14.965	18	1.949	163.24
15	18		César CAMPANICO	POR	Dallara F302 Renault-Sodemo	2:15.001	18	1.985	163.19
16	30		Danny WATTS	GBR	Dallara F302 Honda-Mugen	2:15.050	18	2.034	163.14
17	27		Lewis HAMILTON	GBR	Dallara F302 Honda-Mugen	2:15.160	17	2.144	163.00
18	32		Hiroki YOSHIMOTO	JPN	Dallara F302 Opel-Spiess	2:15.189	16	2.173	162.97
19	4		Narain KARTHIKEYAN	IND	Dallara F302/3 Honda-Mugen	2:15.381	6	2.365	162.74
20	21		Ronnie QUINTARELLI	ITA	Dallara F302 Opel-Spiess	2:15.478	16	2.462	162.62
21	15		Andrew THOMPSON	GBR	Dallara F302/3 Renault-Sodemo	2:15.515	17	2.499	162.58
22	31		Pedro BARRAL	ESP	Dallara F302 Opel-Spiess	2:15.782	16	2.766	162.26
23	33		Ernest VISO	VEN	Dallara F302 Honda-Mugen	2:16.006	17	2.990	161.99
24	2		Katsuyuki HIRANAKA	JPN	Dallara F302 Opel-Spiess	2:16.114	16	3.098	161.86
25	19		Robert AUSTIN	GBR	Dallara F302/3 Opel-Spiess	2:16.368	16	3.352	161.56
26	38		Michael HO	MAC	Dallara F302 Toyota Tom's	2:16.877	19	3.861	160.96
27	28		LEI Kit Meng	MAC	Dallara F302 Honda-Mugen	2:20.537	19	7.521	156.77
28	26		Marco BONANOMI	ITA	Dallara F302 Opel-Spiess	2:20.730	4	7.714	156.55
29	29		Joseph Rosa MERSZEI	MAC	Dallara F302 Honda-Mugen	2:24.503	10	11.487	152.46

Weather/Track: Sun/Dry

Results from UNISYS. Imagine it. Done.

Circuito Da Guia


Circuit Length = 6.1200 km.

Start: 15:10 End: 15:55

Race Director:

Steward:

Timekeeper:



50th Macau Grand Prix
 QUALIFYING 2 - SECTOR ANALYSIS

1 Ryan BRISCOE AUS Dallara F303 Opel-Spiess													
1	X:00.000	218.6	1:31.092	30.353	192.8	X:00.000	9	5:57.952	204.1	1:26.845	31.831	178.5	X:00.000
2	25.582	252.3	1:23.739	28.769	197.0	2:18.090	10	28.112	202.2	1:26.003	29.109	197.8	2:23.224
3	24.852	258.3	1:21.662	28.641	197.0	2:15.155	11	24.990	255.3	1:21.012	29.085	183.6	2:15.087
4	24.912	255.9	1:28.340	30.040	195.6	2:23.292	12	25.292	254.1	1:20.341	28.592	196.3	2:14.225
5	24.844	238.4	1:26.414	30.702	196.3	2:21.960	13	24.960	255.9	1:22.883	30.001	199.2	2:17.844
6	24.920	256.5	1:24.854	36.648	196.0	2:26.422	14	24.908	255.9	1:19.908	28.407	198.5	2:13.223
7	24.964	255.3	1:28.970	31.078	197.4	2:25.012	15	24.890	255.9	1:27.240	29.009	198.1	2:21.139
8	24.919	256.5	1:21.729	1:00.300		2:46.948P	16	24.927	255.9	1:32.962	29.817	198.8	2:27.706
2 Katsuyuki HIRANAKA JPN Dallara F302 Opel-Spiess													
1	X:00.000	207.6	1:41.947	30.543	191.8	X:00.000	9	25.168	253.5	1:22.190	28.973	194.5	2:16.331
2	25.320	251.7	1:28.016	29.189	193.8	2:22.525	10	25.081	254.7	1:29.925	29.901	194.9	2:24.907
3	25.230	246.5	1:22.642	28.811	193.5	2:16.683	11	25.102	254.7	1:28.968	29.773	192.8	2:23.843
4	25.037	258.3	1:22.277	28.800	193.8	2:16.114	12	25.284	252.9	1:22.759	28.929	196.3	2:16.972
5	25.087	256.5	1:25.388	29.021	196.0	2:19.496	13	25.138	254.7	1:22.141	35.755	180.6	2:23.034
6	24.997	257.1	1:25.415	49.546		2:39.958P	14	27.571	211.7	1:29.579	37.498	192.8	2:34.648
7	5:42.082	188.8	1:43.916	30.747	191.4	X:00.000	15	25.698	191.1	1:30.390	30.083	195.2	2:26.171
8	25.319	254.7	1:22.464	29.021	194.9	2:16.804	16	24.898	257.7	1:31.052	29.258	193.5	2:25.208
4 Narain KARTHIKEYAN IND Dallara F302/3 Honda-Mugen													
1	X:00.000	189.4	1:33.317	31.460	194.5	X:00.000	4	24.835	256.5	1:27.084	29.982	197.8	2:21.901
2	25.185	252.9	1:26.120	29.165	197.8	2:20.470	5	24.860	257.1	1:21.948	28.680	197.8	2:15.488
3	24.847	256.5	1:25.578	29.990	197.4	2:20.415	6	24.806	257.1	1:21.902	28.673	197.0	2:15.381
5 Alvaro PARENTE POR Dallara F302/3 Honda-Mugen													
1	X:00.000	160.4	1:34.757	30.426	192.8	X:00.000	10	24.799	258.3	1:25.473	46.731		2:37.003P
2	25.898	246.5	1:27.056	42.373		2:35.327P	11	3:07.759	209.3	1:35.593	31.171	196.0	X:00.000
3	1:27.878	245.4	1:24.548	29.032	198.1	3:21.458	12	25.121	253.5	1:27.068	28.958	198.1	2:21.147
4	25.059	254.1	1:22.514	29.325	197.8	2:16.898	13	24.911	254.7	1:22.506	28.569	198.5	2:15.986
5	25.020	254.1	1:22.980	29.019	197.0	2:17.019	14	24.792	258.3	1:21.974	28.970	198.5	2:15.736
6	25.084	254.1	1:21.664	28.730	197.4	2:15.478	15	24.994	254.7	1:21.048	28.551	198.8	2:14.593
7	25.050	254.1	1:21.766	28.694	197.8	2:15.510	16	24.934	254.7	1:25.185	29.016	198.8	2:19.135
8	24.965	254.7	1:25.322	28.963	198.5	2:19.250	17	24.645	260.8	1:29.688	28.587	196.7	2:22.920
9	24.957	253.5	1:25.440	28.712	198.5	2:19.109	18	24.799	257.7	1:23.789	29.953	191.4	2:18.541
6 Nico ROSBERG FIN Dallara F302/3 Honda-Mugen													
1	X:00.000	217.7	1:30.574	31.161	193.5	X:00.000	8	6:55.676	216.4	1:33.813	29.800	193.2	X:00.000
2	25.113	255.3	1:23.174	29.351	196.0	2:17.638	9	25.193	254.1	1:25.532	29.688	195.2	2:20.413
3	24.602	257.1	1:22.474	29.307	195.2	2:16.383	10	25.068	254.7	1:22.443	28.858	195.2	2:16.369
4	24.995	254.1	1:22.164	28.827	196.0	2:15.986	11	24.900	257.7	1:21.457	29.185	196.7	2:15.542
5	24.946	255.9	1:22.701	30.791	196.7	2:18.438	12	24.701	255.9	1:20.601	28.604	196.7	2:13.906
6	24.931	256.5	1:22.655	28.787	196.7	2:16.373	13	24.919	257.1	1:20.959	28.687	197.0	2:14.565
7	24.958	255.9	1:32.098	44.160		2:41.216P							

**50th Macau Grand Prix
QUALIFYING 2 - SECTOR ANALYSIS**

(contd.)

9	James COURTNEY			AUS	Dallara F302 Toyota-Tom's					
1	X:00.000	209.3	1:50.691	31.460 193.8	X:00.000	10	24.838 258.3	1:21.463	28.390 197.8	2:14.691
2	25.053	251.7	1:23.551	29.244 196.0	2:17.848	11	24.666 260.2	1:21.015	28.526 196.3	2:14.207
3	24.615	260.8	1:21.660	28.815 194.9	2:15.090	12	24.638 260.8	1:24.782	28.562 198.1	2:17.982
4	24.757	260.8	1:21.726	28.666 197.8	2:15.149	13	24.626 261.5	1:21.028	28.583 191.8	2:14.237
5	24.502 264.7		1:25.022	28.740 197.4	2:18.264	14	24.856 260.2	1:20.448	28.442 198.1	2:13.746
6	24.777	260.8	1:21.295	28.617 197.8	2:14.689	15	24.693 260.2	1:20.201	28.373 198.5	2:13.267
7	24.758	258.9	1:23.118	44.163	2:32.039P	16	24.596 262.7	1:33.466	31.743 196.7	2:29.805
8	2:17.437	248.2	1:31.634	28.878 196.7	4:17.949	17	24.823 237.3	1:24.145	28.626 198.5	2:17.594
9	24.785	257.7	1:22.517	28.648 196.7	2:15.950	18	24.891 257.1	1:21.431	28.373 198.8	2:14.695
10	Tatsuya KATAOKA			JPN	Dallara F302 Toyota-Tom's					
1	X:00.000	202.2	1:39.450	30.170 191.8	X:00.000	10	3:21.390 240.5	1:27.696	29.420 194.9	X:00.000
2	25.000	258.3	1:27.625	29.518 196.0	2:22.143	11	24.839 258.3	1:23.723	28.687 196.7	2:17.249
3	24.490	266.0	1:22.558	28.790 196.7	2:15.838	12	24.700 262.1	1:23.854	28.552 197.8	2:17.106
4	24.698	259.6	1:21.948	28.568 196.7	2:15.214	13	24.726 259.6	1:21.704	29.067 196.3	2:15.497
5	24.601	261.5	1:22.113	28.687 196.0	2:15.401	14	24.831 258.3	1:20.692	28.387 197.8	2:13.910
6	24.762	260.2	1:21.542	28.495 197.4	2:14.799	15	24.781 257.7	1:20.759	28.591 198.5	2:14.131
7	24.639	260.2	1:25.467	30.279 196.3	2:20.385	16	25.332 257.7	1:26.000	28.785 196.7	2:20.117
8	24.721	260.8	1:21.010	28.738 196.7	2:14.469	17	24.470 266.0	1:21.907	28.638 198.5	2:15.015
9	24.567	262.1	1:25.859	40.797	2:31.223P	18	24.767 258.9	1:28.490	28.493 196.7	2:21.750
11	Richard ANTINUCCI			USA	Dallara F302/3 Renault-Sodemo					
1	X:00.000	218.6	1:38.761	30.722 189.4	X:00.000	9	24.775 258.3	1:24.717	39.882	2:29.374P
2	25.282	252.9	1:25.101	29.273 195.6	2:19.656	10	2:50.325 211.3	1:27.792	32.300 196.3	4:50.417
3	24.914	256.5	1:22.485	28.828 197.4	2:16.227	11	24.858 257.1	1:21.663	28.456 198.1	2:14.977
4	24.714	257.7	1:25.074	29.230 197.4	2:19.018	12	24.645 259.6	1:21.326	28.742 198.1	2:14.713
5	24.575	258.9	1:21.636	28.540 198.1	2:14.751	13	24.585 259.6	1:58.415	29.401 198.8	2:52.401
6	24.729	258.3	1:23.041	29.499 198.1	2:17.269	14	24.693 257.7	1:20.373	28.448 200.0	2:13.514
7	24.511	258.9	1:30.134	31.379 197.4	2:26.024	15	24.531 260.2	1:20.941	28.849 198.5	2:14.321
8	24.418 262.1		1:22.166	28.637 197.4	2:15.221	16	24.690 258.9	1:20.640	28.382 200.0	2:13.712
12	Nelson PIQUET JR			BRA	Dallara F302/3 Renault-Sodemo					
1	X:00.000	191.4	1:33.000	30.404 190.8	X:00.000	10	24.993 254.7	1:21.335	28.693 197.4	2:15.021
2	25.199	255.3	1:26.496	30.237 193.5	2:21.932	11	24.925 255.9	1:21.430	28.763 196.7	2:15.118
3	25.013	254.7	1:23.556	29.044 196.3	2:17.613	12	25.374 247.1	1:26.256	29.783 194.5	2:21.413
4	24.788	257.7	1:23.215	28.877 197.0	2:16.880	13	24.911 255.9	1:23.593	43.407	2:31.911P
5	24.793	257.7	1:22.434	28.926 195.6	2:16.153	14	1:39.614 229.7	1:24.821	28.894 198.5	3:33.329
6	24.750 260.2		1:24.743	42.284	2:31.777P	15	24.937 256.5	1:25.196	29.007 197.8	2:19.140
7	4:22.979	213.8	1:31.935	29.726 196.3	X:00.000	16	24.781 243.7	1:32.051	29.401 197.8	2:26.233
8	25.004	254.7	1:22.069	28.869 197.4	2:15.942	17	24.889 257.1	1:37.995	29.110 197.4	2:31.994
9	24.978	255.3	1:21.197	28.774 196.3	2:14.949					

Weather/Track: Sun/Dry

www.mstworld.com

Results from UNISYS. Imagine it. Done.

Page 2 of 7

Circuito Da Guia

Circuit Length = 6.1200 km.


Start: 15:10 End: 15:55

Issued - 15:59 Friday, 14 November 2003

**50th Macau Grand Prix
QUALIFYING 2 - SECTOR ANALYSIS**

(contd.)

15	Andrew THOMPSON		GBR		Dallara F302/3 Renault-Sodemo							
1	X:00.000	222.2	1:36.493	30.820	189.4	X:00.000	10 - 24.879	257.1	1:27.368	41.744	2:33.991P	
2	25.353	253.5	1:28.332	29.561	195.6	2:23.246	11 - 3:43.046	243.7	1:30.970	33.510	198.1	X:00.000
3	24.972	256.5	1:26.087	29.201	196.7	2:20.260	12 - 24.910	255.3	1:24.326	28.726	198.5	2:17.962
4	24.857	257.1	1:28.449	40.741		2:34.047P	13 - 24.795	258.3	1:23.073	28.616	200.7	2:16.484
5	2:31.820	194.5	1:32.521	29.855	195.2	4:34.196	14 - 24.558	260.2	1:21.996	28.961	198.5	2:15.515
6	25.741	253.5	1:30.369	29.603	194.9	2:25.713	15 - 24.654	260.2	1:26.009	29.250	198.8	2:19.913
7	25.399	216.4	1:29.236	29.070	196.3	2:23.705	16 - 24.736	258.9	1:22.508	28.656	197.8	2:15.900
8	24.941	255.3	1:23.926	28.794	198.1	2:17.661	17 - 24.774	257.7	1:27.397	28.740	198.1	2:20.911
9	24.942	254.1	1:24.135	28.846	197.0	2:17.923						
16	Fabio CARBONE		BRA		Dallara F302 Renault-Sodemo							
1	X:00.000	207.2	1:32.708	30.344	192.8	X:00.000	9 - 24.603	258.9	1:24.822	42.654		2:32.079P
2	25.200	254.7	1:23.126	28.597	196.3	2:16.923	10 - 3:49.783	225.9	1:26.071	28.685	198.8	X:00.000
3	24.876	258.9	1:22.310	28.534	197.4	2:15.720	11 - 24.969	257.1	1:21.068	28.221	198.5	2:14.258
4	24.782	258.9	1:21.378	28.491	197.8	2:14.651	12 - 24.849	258.3	1:20.538	28.347	197.8	2:13.734
5	24.720	260.8	1:21.378	28.506	197.8	2:14.604	13 - 24.584	262.1	1:30.723	28.667	198.5	2:23.974
6	24.683	260.8	1:25.419	28.860	198.1	2:18.962	14 - 24.825	258.9	1:20.739	28.286	199.2	2:13.850
7	24.732	259.6	1:29.985	30.088	197.0	2:24.805	15 - 24.780	258.3	1:20.024	28.212	198.5	2:13.016
8	24.764	258.9	1:24.146	29.865	197.8	2:18.775	16 - 24.777	260.8	1:27.027	28.687	198.1	2:20.491
17	Nicolas LAPIERRE		FRA		Dallara F302 Renault-Sodemo							
1	X:00.000	201.1	1:33.453	30.148	194.9	X:00.000	10 - 24.894	257.7	1:22.032	48.320		2:35.246P
2	24.666	257.1	1:25.269	30.152	193.8	2:20.087	11 - 4:37.640	240.0	1:24.846	28.891	198.5	X:00.000
3	24.994	248.8	1:25.777	29.400	198.1	2:20.171	12 - 24.889	255.9	1:22.577	28.586	197.8	2:16.052
4	24.537	258.9	1:25.274	28.915	196.0	2:18.726	13 - 24.753	260.2	1:21.334	28.568	198.5	2:14.655
5	24.781	258.9	1:22.117	28.969	196.7	2:15.867	14 - 24.783	258.3	1:20.195	28.292	198.8	2:13.270
6	24.720	257.7	1:24.985	30.303	197.8	2:20.008	15 - 24.763	258.3	1:20.182	28.482	197.4	2:13.427
7	24.798	258.3	1:21.415	28.518	197.0	2:14.731	16 - 24.782	260.2	1:24.384	28.757	196.3	2:17.923
8	24.741	258.3	1:21.397	28.655	197.0	2:14.793	17 - 24.951	256.5	1:21.770	29.678	197.4	2:16.399
9	24.874	257.7	1:21.349	28.637	196.3	2:14.860	18 - 24.656	258.9	1:31.420	28.567	198.1	2:24.643
18	César CAMPANICO		POR		Dallara F302 Renault-Sodemo							
1	X:00.000	166.1	1:37.633	30.873	189.4	X:00.000	10 - 3:26.155	220.8	1:27.902	29.611	193.2	X:00.000
2	25.291	250.0	1:25.960	29.622	193.8	2:20.873	11 - 25.176	254.1	1:22.774	28.957	195.2	2:16.907
3	25.061	254.7	1:25.625	29.632	194.9	2:20.318	12 - 25.059	254.1	1:21.495	28.910	196.0	2:15.464
4	24.977	255.3	1:27.246	29.331	194.9	2:21.554	13 - 24.894	257.1	1:21.305	28.933	195.2	2:15.132
5	24.750	257.7	1:22.527	29.089	194.9	2:16.366	14 - 24.783	258.3	1:30.303	29.145	196.7	2:24.231
6	24.811	250.5	1:26.062	29.575	194.9	2:20.448	15 - 24.959	255.9	1:22.200	30.020	194.9	2:17.179
7	24.942	256.5	1:23.868	29.252	194.9	2:18.062	16 - 24.769	259.6	1:21.402	28.830	197.8	2:15.001
8	24.989	257.1	1:21.506	28.910	195.2	2:15.405	17 - 24.802	257.7	1:26.108	29.684	196.7	2:20.594
9	24.946	255.3	1:24.932	41.126		2:31.004P	18 - 24.961	255.9	1:29.199	29.126	196.0	2:23.286



50th Macau Grand Prix
 QUALIFYING 2 - SECTOR ANALYSIS


(contd.)

19	Robert AUSTIN		GBR		Dallara F302/3 Opel-Spiess				
1 -			X:00.000P	9 -				2:18.165	
2 -			X:00.000	10 -				2:37.639P	
3 -			2:20.292	11 -				4:16.332	
4 -			2:19.105	12 -				2:18.096	
5 -			2:18.419	13 -				2:16.555	
6 -			2:18.849	14 -				2:18.143	
7 -			2:18.044	15 -				2:16.368	
8 -			2:18.733	16 -				2:29.520	
20	Robert DOORBOS		NED		Dallara F302/3 Opel-Spiess				
1 -	X:00.000 206.1	1:33.233	31.485 194.2	X:00.000	9 -	25.083 254.1	1:21.158	28.566 195.6	2:14.807
2 -	24.922 256.5	1:25.383	29.309 196.0	2:19.614	10 -	25.140 253.5	1:25.959	35.550 196.0	2:26.649
3 -	25.106 255.3	1:21.970	28.865 197.0	2:15.941	11 -	25.101 254.7	1:25.343	28.736 198.5	2:19.180
4 -	24.962 255.9	1:24.385	29.137 194.5	2:18.484	12 -	24.744 259.6	1:20.976	28.426 198.1	2:14.146
5 -	25.117 253.5	1:22.502	28.844 197.4	2:16.463	13 -	24.949 255.3	1:20.909	28.669 197.0	2:14.527
6 -	25.059 254.7	1:21.645	28.706 197.4	2:15.410	14 -	24.765 259.6	1:21.674	28.516 198.8	2:14.955
7 -	25.013 255.3	1:21.341	28.579 198.5	2:14.933	15 -	24.775 258.3	1:21.207	28.481 199.6	2:14.463
8 -	24.591 259.6	1:21.109	28.573 197.4	2:14.273					
21	Ronnie QUINTARELLI		ITA		Dallara F302 Opel-Spiess				
1 -	X:00.000 178.8	1:33.716	30.388 192.5	X:00.000	9 -	25.233 253.5	1:24.362	43.895	2:33.490P
2 -	25.517 252.3	1:26.215	30.431 190.8	2:22.163	10 -	7:40.972 234.2	1:26.182	29.636 193.2	X:00.000
3 -	25.227 255.9	1:26.353	29.628 194.5	2:21.208	11 -	25.337 252.3	1:22.773	29.505 194.5	2:17.615
4 -	25.179 253.5	1:24.935	29.248 196.0	2:19.362	12 -	25.157 244.8	1:21.571	29.055 195.2	2:15.783
5 -	24.928 257.1	1:23.271	29.752 193.5	2:17.951	13 -	25.169 254.1	1:21.340	28.969 196.3	2:15.478
6 -	25.314 252.9	1:22.877	30.806 193.8	2:18.997	14 -	25.199 253.5	1:28.977	38.975 193.2	2:33.151
7 -	25.133 254.7	1:22.817	29.307 194.2	2:17.257	15 -	25.254 229.7	1:26.373	31.176 194.9	2:22.803
8 -	25.305 252.9	1:24.466	32.741 193.8	2:22.512	16 -	25.118 248.8	1:27.267	29.223 194.5	2:21.608
22	Naoki YOKOMIZO		JPN		Dallara F302 Opel-Spiess				
23	Paolo MONTIN		ITA		Dallara F303 Nissan-Tomei				
1 -	X:00.000 206.8	1:31.389	29.872 193.5	X:00.000	10 -	24.951 254.7	1:21.109	28.776 196.7	2:14.836
2 -	25.081 254.1	1:24.802	29.596 195.6	2:19.479	11 -	24.919 257.1	1:22.923	43.278	2:31.120P
3 -	24.980 255.9	1:24.949	28.848 197.4	2:18.777	12 -	2:40.412 247.1	1:23.664	28.722 197.0	4:32.798
4 -	24.898 258.3	1:21.596	28.759 198.5	2:15.253	13 -	24.953 255.3	1:21.051	28.577 197.8	2:14.581
5 -	24.510 264.7	1:25.381	34.580 195.6	2:24.471	14 -	24.897 257.1	1:20.703	28.597 198.5	2:14.197
6 -	24.957 257.1	1:22.406	29.294 197.4	2:16.657	15 -	24.915 257.1	1:20.427	28.616 198.5	2:13.958
7 -	24.788 257.7	1:27.811	30.756 197.4	2:23.355	16 -	24.895 256.5	1:25.943	36.886 197.8	2:27.724
8 -	24.894 256.5	1:21.784	28.813 197.0	2:15.491	17 -	25.156 230.2	1:26.306	29.786 197.8	2:21.248
9 -	24.677 261.5	1:24.519	33.212 197.4	2:22.408	18 -	25.048 254.7	1:26.650	28.673 197.8	2:20.371

**50th Macau Grand Prix
QUALIFYING 2 - SECTOR ANALYSIS**

(contd.)


25	Robert KUBICA		POL		Dallara F302 Opel-Spiess						
1 - X:00.000	196.0	1:34.537	31.028	191.4	X:00.000	10 - 25.382	252.3	1:21.406	29.803	194.9	2:16.591
2 - 25.184	257.1	1:25.765	30.618	192.8	2:21.567	11 - 25.104	252.9	1:20.957	28.904	194.2	2:14.965
3 - 25.213	254.7	1:23.565	29.415	193.8	2:18.193	12 - 25.285	251.7	1:26.447	30.118	192.8	2:21.850
4 - 25.203	253.5	1:24.290	31.658	193.2	2:21.151	13 - 25.382	251.7	1:22.161	29.265	194.2	2:16.808
5 - 25.198	254.1	1:22.229	29.290	193.5	2:16.717	14 - 25.248	253.5	1:21.246	28.964	194.5	2:15.458
6 - 25.208	254.7	1:23.722	29.358	193.8	2:18.288	15 - 25.267	253.5	1:21.387	29.138	193.8	2:15.792
7 - 25.208	252.9	1:21.968	29.129	193.8	2:16.305	16 - 25.276	253.5	1:28.128	31.479	194.5	2:24.883
8 - 25.254	253.5	1:28.752	43.896		2:37.902P	17 - 25.383	251.1	1:21.580	29.202	193.2	2:16.165
9 - 4:02.170	208.0	1:27.512	29.457	192.1	X:00.000	18 - 25.662	196.3	1:40.146	30.649	189.8	2:36.457
26	Marco BONANOMI		ITA		Dallara F302 Opel-Spiess						
1 - X:00.000	204.5	1:33.345	30.907	191.4	X:00.000	3 - 25.611	248.2	1:25.602	29.517	194.5	2:20.730
2 - 25.139	257.1	1:27.278	30.508	190.8	2:22.925	4 - 25.510	252.9	1:27.152	29.481	194.2	2:22.143
27	Lewis HAMILTON		GBR		Dallara F302 Honda-Mugen						
1 - X:00.000	174.1	1:39.931	31.103	189.4	X:00.000	10 - 24.669	262.1	1:39.735	41.147		2:45.551P
2 - 25.199	256.5	1:29.357	29.800	192.1	2:24.356	11 - 4:15.088	238.4	1:33.876	30.358	192.1	X:00.000
3 - 25.011	257.1	1:23.408	29.056	194.5	2:17.475	12 - 24.989	258.3	1:25.192	30.757	180.0	2:20.938
4 - 24.942	258.3	1:21.828	29.068	193.8	2:15.838	13 - 25.766	232.7	1:27.003	29.629	195.2	2:22.398
5 - 24.946	258.3	1:22.578	34.330	194.5	2:21.854	14 - 24.936	257.7	1:21.446	28.778	195.2	2:15.160
6 - 24.931	259.6	1:27.200	31.494	190.8	2:23.625	15 - 24.738	261.5	1:26.471	28.974	194.9	2:20.183
7 - 25.067	257.1	1:27.986	31.403	196.0	2:24.456	16 - 24.866	252.3	1:34.858	29.113	196.7	2:28.837
8 - 24.540	263.4	1:22.380	28.942	194.5	2:15.862	17 - 24.509	262.1	1:28.525	29.725	178.8	2:22.759
9 - 24.778	260.8	1:22.259	28.972	193.8	2:16.009						
28	LEI Kit Meng		MAC		Dallara F302 Honda-Mugen						
1 - X:00.000	170.8	1:38.832	31.083	188.4	X:00.000	11 - 25.478	251.7	1:26.660	30.073	191.8	2:22.211
2 - 25.503	250.5	1:28.777	30.373	190.8	2:24.653	12 - 26.241	248.2	1:29.056	30.840	191.4	2:26.137
3 - 25.462	251.1	1:27.067	30.377	191.1	2:22.906	13 - 25.432	251.7	1:26.315	29.849	193.2	2:21.596
4 - 25.375	251.7	1:27.160	30.036	191.4	2:22.571	14 - 26.222	250.0	1:29.192	32.082	191.4	2:27.496
5 - 25.777	250.0	1:30.215	32.327	190.8	2:28.319	15 - 26.338	252.3	1:29.665	31.234	191.8	2:27.237
6 - 25.227	253.5	1:27.197	29.964	191.4	2:22.388	16 - 25.168	255.3	1:25.539	29.830	193.5	2:20.537
7 - 25.538	253.5	1:30.302	30.261	191.1	2:26.101	17 - 26.413	244.3	1:32.447	30.967	192.1	2:29.827
8 - 25.292	254.7	1:26.435	30.034	193.2	2:21.761	18 - 25.370	252.9	1:40.202	32.763	173.9	2:38.335
9 - 25.204	254.7	1:26.605	29.832	193.2	2:21.641	19 - 27.346	251.1	1:32.537	30.579	170.6	2:30.462
10 - 25.311	248.2	1:50.607	31.827	189.8	2:47.745						
29	Joseph Rosa MERSZEI		MAC		Dallara F302 Honda-Mugen						
1 - X:00.000	177.9	1:38.279	32.409	185.2	X:00.000	6 - 4:45.445	216.8	2:07.880	31.865	188.4	X:00.000
2 - 26.423	243.2	1:32.700	34.211	188.1	2:33.334	7 - 25.774	249.4	1:31.443	36.346	190.1	2:33.563
3 - 25.687	250.0	1:37.056	38.280	187.1	2:41.023	8 - 27.268	203.0	1:31.576	35.102	189.4	2:33.946
4 - 25.692	250.5	1:28.699	30.940	190.4	2:25.331	9 - 25.636	250.0	1:28.303	30.564	191.1	2:24.503
5 - 26.328	228.3	1:44.611	44.187		2:55.126P	10 - 25.608	250.0	1:34.381	49.365		2:49.354P



50th Macau Grand Prix
 QUALIFYING 2 - SECTOR ANALYSIS

(contd.)

30		Danny WATTS		GBR		Dallara F302 Honda-Mugen				
1	X:00.000	199.6	1:34.295	30.100	192.1	X:00.000	10 - 25.252 253.5 1:26.677	42.685		2:34.614P
2	25.522	250.5	1:26.569	33.083	193.8	2:25.174	11 - 4:18.671 208.8 1:32.421	30.040	195.6	X:00.000
3	26.123	207.6	1:31.960	29.750	194.9	2:27.833	12 - 25.327 251.7 1:22.206	29.015	195.6	2:16.548
4	25.232	252.3	1:27.106	29.700	194.9	2:22.038	13 - 25.247 253.5 1:22.495	28.853	195.6	2:16.595
5	25.189	254.1	1:22.715	29.216	194.2	2:17.120	14 - 25.230 252.9 1:21.662	28.838	196.7	2:15.730
6	25.282	252.3	1:22.543	29.138	194.9	2:16.963	15 - 25.296 250.5 1:21.152	28.813	196.7	2:15.261
7	25.281	252.3	1:22.419	29.044	195.2	2:16.744	16 - 25.315 251.7 1:24.500	29.290	196.3	2:19.105
8	25.230	252.9	1:22.543	29.669	195.2	2:17.442	17 - 25.343 251.7 1:20.901	28.806	197.0	2:15.050
9	25.356	251.1	1:22.100	29.027	196.3	2:16.483	18 - 25.321 251.1 1:32.128	29.546	194.9	2:26.995
31		Pedro BARRAL		ESP		Dallara F302 Opel-Spiess				
1	X:00.000	207.6	1:33.201	29.832	194.9	X:00.000	9 - 25.099 248.2 1:27.132	49.672		2:41.903P
2	25.307	251.7	1:25.756	29.033	197.8	2:20.096	10 - 5:00.599 230.2 1:26.791	29.133	196.7	X:00.000
3	25.099	253.5	1:24.574	29.169	196.7	2:18.842	11 - 25.097 254.1 1:22.054	28.836	199.2	2:15.987
4	25.183	252.3	1:24.231	28.995	196.7	2:18.409	12 - 24.923 256.5 1:22.268	28.645	200.7	2:15.836
5	25.219	251.7	1:23.474	28.798	197.0	2:17.491	13 - 24.732 258.3 1:24.956	29.620	199.6	2:19.308
6	25.212	252.9	1:24.617	30.006	195.2	2:19.835	14 - 25.046 254.7 1:22.566	29.104	196.7	2:16.716
7	25.192	251.7	1:23.646	29.100	198.1	2:17.938	15 - 25.011 256.5 1:21.843	28.928	198.8	2:15.782
8	25.165	252.9	1:23.794	28.951	197.8	2:17.910	16 - 24.910 256.5 1:28.889	28.956	196.7	2:22.755
32		Hiroki YOSHIMOTO		JPN		Dallara F302 Opel-Spiess				
1	X:00.000	235.8	1:29.906	29.564	195.2	X:00.000	9 - 25.146 254.1 1:23.053	43.010		2:31.209P
2	25.168	253.5	1:24.976	29.237	194.9	2:19.381	10 - 6:01.462 238.4 1:26.598	28.988	196.7	X:00.000
3	25.024	255.3	1:22.584	28.990	196.0	2:16.598	11 - 24.989 255.9 1:21.907	28.870	196.0	2:15.766
4	25.061	255.3	1:26.727	28.974	196.7	2:20.762	12 - 24.961 256.5 1:21.485	28.826	197.8	2:15.272
5	24.985	256.5	1:22.508	29.034	195.6	2:16.527	13 - 24.882 258.3 1:21.516	28.791	196.3	2:15.189
6	25.048	255.3	1:24.411	28.958	196.0	2:18.417	14 - 24.989 257.1 1:24.572	28.962	196.7	2:18.523
7	25.090	253.5	1:33.046	29.148	196.0	2:27.284	15 - 24.853 257.1 1:29.946	28.835	196.7	2:23.634
8	25.184	254.1	1:38.696	29.468	196.0	2:33.348	16 - 24.961 257.1 1:23.008	30.026	194.5	2:17.995
33		Ernest VISO		VEN		Dallara F302 Honda-Mugen				
1	X:00.000	198.1	1:34.152	30.290	193.5	X:00.000	10 - 25.493 249.4 1:24.914	29.047	197.4	2:19.454
2	25.428	251.1	1:28.576	46.925		2:40.929P	11 - 25.191 253.5 1:55.773	29.786	196.3	2:50.750
3	2:18.606	241.0	1:31.097	29.922	194.2	4:19.625	12 - 25.226 252.3 1:23.395	28.882	196.0	2:17.503
4	25.336	251.7	1:22.741	29.139	196.3	2:17.216	13 - 25.223 252.3 1:22.270	28.813	197.0	2:16.306
5	25.245	251.1	1:22.582	28.941	195.6	2:16.768	14 - 25.134 253.5 1:22.103	28.993	196.7	2:16.230
6	25.211	251.7	1:22.570	29.029	196.7	2:16.810	15 - 25.205 252.9 1:22.906	28.825	197.8	2:16.936
7	25.166	252.9	1:21.783	29.057	195.2	2:16.006	16 - 25.126 252.9 1:27.149	29.129	196.0	2:21.404
8	25.170	252.3	2:22.574	45.622		3:33.366P	17 - 25.180 253.5 1:29.893	29.317	163.3	2:24.390
9	2:06.199	173.6	1:35.575	31.085	192.1	4:12.859				



50th Macau Grand Prix
 QUALIFYING 2 - SECTOR ANALYSIS

(contd.)

36		Fairuz FAUZY		MAL		Dallara F302 Honda-Mugen					
1	-X:00.000	208.4	1:32.065	29.960	192.8	X:00.000	10 - 24.932 256.5	1:22.982	28.878	196.3	2:16.792
2	- 25.318	251.7	1:29.887	29.276	196.0	2:24.481	11 - 24.965 255.9	1:25.008	41.942		2:31.915P
3	- 25.156	254.1	1:23.593	28.796	197.8	2:17.545	12 - 1:47.062 226.8	1:29.322	29.218	196.0	3:45.602
4	- 24.968	256.5	1:50.026	43.748		2:58.742P	13 - 25.079 253.5	1:22.813	28.572	198.8	2:16.464
5	-2:53.529	246.0	1:29.049	29.223	195.6	4:51.801	14 - 24.913 256.5	1:21.437	28.378	198.5	2:14.728
6	- 25.070	254.7	1:28.885	29.448	195.2	2:23.403	15 - 24.932 255.9	1:21.480	28.752	198.1	2:15.164
7	- 25.094	254.7	1:23.609	28.850	196.7	2:17.553	16 - 24.918 255.9	1:30.592	28.786	199.6	2:24.296
8	- 25.011	254.7	1:23.158	29.114	198.1	2:17.283	17 - 24.897 256.5	1:39.002	29.427	193.8	2:33.326
9	- 24.980	254.7	1:22.653	28.583	198.5	2:16.216	18 - 25.059 255.9	1:31.225	29.352	196.0	2:25.636
37		Pierre KAFFER		GER		Dallara F303 Toyota Tom's					
1	-X:00.000	228.8	1:32.979	47.190		X:00.000P	10 - 24.993 255.3	1:25.263	47.734		2:37.990P
2	- 1:49.384	234.7	1:27.460	29.341	198.1	3:46.185	11 - 3:51.310 243.2	1:31.642	29.125	199.6	X:00.000
3	- 24.764	259.6	1:22.874	28.886	200.0	2:16.524	12 - 25.011 254.1	1:21.566	28.464	200.7	2:15.041
4	- 24.998	254.7	1:22.004	28.658	199.6	2:15.660	13 - 24.832 255.9	1:20.233	28.441	200.3	2:13.506
5	- 24.966	254.7	1:21.603	28.533	200.7	2:15.102	14 - 24.821 257.1	1:20.784	28.507	200.0	2:14.112
6	- 24.978	255.9	1:21.397	28.501	197.8	2:14.876	15 - 24.823 257.7	1:20.428	28.423	201.8	2:13.674
7	- 24.988	254.7	1:28.874	28.703	198.5	2:22.565	16 - 24.451 263.4	1:23.478	28.719	200.7	2:16.648
8	- 24.974	253.5	1:20.597	28.453	200.3	2:14.024	17 - 24.941 254.1	1:28.945	28.475	202.2	2:22.361
9	- 24.929	255.3	1:20.707	28.481	200.3	2:14.117	18 - 24.883 255.3	1:24.638	30.678	177.9	2:20.199
38		Michael HO		MAC		Dallara F302 Toyota Tom's					
1	-X:00.000	203.0	1:33.876	31.241	194.5	X:00.000	11 - 25.149 252.3	1:24.122	29.120	199.2	2:18.391
2	- 25.062	246.5	1:27.565	29.957	196.7	2:22.584	12 - 24.936 257.7	1:23.641	28.996	198.5	2:17.573
3	- 26.027	245.4	1:26.875	29.717	197.8	2:22.619	13 - 25.151 252.3	1:27.204	28.938	198.8	2:21.293
4	- 25.031	254.1	1:28.450	29.928	197.4	2:23.409	14 - 24.987 254.7	1:23.257	28.839	198.5	2:17.083
5	- 25.071	255.3	1:25.753	30.085	196.3	2:20.909	15 - 25.078 254.7	1:22.915	28.884	200.0	2:16.877
6	- 25.211	252.9	1:24.925	43.409		2:33.545P	16 - 25.029 254.1	1:23.273	29.005	199.6	2:17.307
7	-2:08.966	230.2	1:32.282	30.493	195.6	4:11.741	17 - 25.137 239.4	1:26.304	29.506	197.0	2:20.947
8	- 25.110	252.9	1:26.682	29.320	198.1	2:21.112	18 - 25.226 252.9	1:28.782	30.002	197.4	2:24.010
9	- 25.132	249.4	1:25.978	29.309	198.8	2:20.419	19 - 25.067 254.1	1:37.567	31.811	183.3	2:34.445
10	- 25.010	255.9	1:24.249	29.081	198.5	2:18.340					



50th Macau Grand Prix QUALIFYING 2 - SPEED TRAP - FINISH LINE

POS	NO	CL	NAME	NAT	ENTRY	KPH
1	37		Pierre KAFFER	GER	Dallara F303 Toyota Tom's	202.2
2	31		Pedro BARRAL	ESP	Dallara F302 Opel-Spiess	200.7
3	15		Andrew THOMPSON	GBR	Dallara F302/3 Renault-Sodemo	200.7
4	38		Michael HO	MAC	Dallara F302 Toyota Tom's	200.0
5	11		Richard ANTINUCCI	USA	Dallara F302/3 Renault-Sodemo	200.0
6	36		Fairuz FAUZY	MAL	Dallara F302 Honda-Mugen	199.6
7	20		Robert DOORNBOS	NED	Dallara F302/3 Opel-Spiess	199.6
8	1		Ryan BRISCOE	AUS	Dallara F303 Opel-Spiess	199.2
9	16		Fabio CARBONE	BRA	Dallara F302 Renault-Sodemo	199.2
10	9		James COURTNEY	AUS	Dallara F302 Toyota-Tom's	198.8
11	5		Alvaro PARENTE	POR	Dallara F302/3 Honda-Mugen	198.8
12	17		Nicolas LAPIERRE	FRA	Dallara F302 Renault-Sodemo	198.8
13	10		Tatsuya KATAOKA	JPN	Dallara F302 Toyota-Tom's	198.5
14	12		Nelson PIQUET JR	BRA	Dallara F302/3 Renault-Sodemo	198.5
15	23		Paolo MONTIN	ITA	Dallara F303 Nissan-Tomei	198.5
16	18		César CAMPANICO	POR	Dallara F302 Renault-Sodemo	197.8
17	33		Ernest VISO	VEN	Dallara F302 Honda-Mugen	197.8
18	32		Hiroki YOSHIMOTO	JPN	Dallara F302 Opel-Spiess	197.8
19	4		Narain KARTHIKEYAN	IND	Dallara F302/3 Honda-Mugen	197.8
20	30		Danny WATTS	GBR	Dallara F302 Honda-Mugen	197.0
21	6		Nico ROSBERG	FIN	Dallara F302/3 Honda-Mugen	197.0
22	27		Lewis HAMILTON	GBR	Dallara F302 Honda-Mugen	196.7
23	21		Ronnie QUINTARELLI	ITA	Dallara F302 Opel-Spiess	196.3
24	2		Katsuyuki HIRANAKA	JPN	Dallara F302 Opel-Spiess	196.3
25	25		Robert KUBICA	POL	Dallara F302 Opel-Spiess	194.9
26	26		Marco BONANOMI	ITA	Dallara F302 Opel-Spiess	194.5
27	28		LEI Kit Meng	MAC	Dallara F302 Honda-Mugen	193.5
28	29		Joseph Rosa MERSZEI	MAC	Dallara F302 Honda-Mugen	191.1

Weather/Track: Sun/Dry

Circuito Da Guia
Circuit Length = 6.1200 km.
Start: 15:10 End: 15:55

Race Director:	Steward:	Timekeeper:
----------------	----------	-------------



50th Macau Grand Prix QUALIFYING 2 - SPEED TRAP - SECTOR 1

(contd.)

POS	NO	CL	NAME	NAT	ENTRY	KPH
1	10		Tatsuya KATAOKA	JPN	Dallara F302 Toyota-Tom's	266.0
2	9		James COURTNEY	AUS	Dallara F302 Toyota-Tom's	264.7
3	23		Paolo MONTIN	ITA	Dallara F303 Nissan-Tomei	264.7
4	37		Pierre KAFFER	GER	Dallara F303 Toyota Tom's	263.4
5	27		Lewis HAMILTON	GBR	Dallara F302 Honda-Mugen	263.4
6	16		Fabio CARBONE	BRA	Dallara F302 Renault-Sodemo	262.1
7	11		Richard ANTINUCCI	USA	Dallara F302/3 Renault-Sodemo	262.1
8	5		Alvaro PARENTE	POR	Dallara F302/3 Honda-Mugen	260.8
9	15		Andrew THOMPSON	GBR	Dallara F302/3 Renault-Sodemo	260.2
10	17		Nicolas LAPIERRE	FRA	Dallara F302 Renault-Sodemo	260.2
11	12		Nelson PIQUET JR	BRA	Dallara F302/3 Renault-Sodemo	260.2
12	18		César CAMPANICO	POR	Dallara F302 Renault-Sodemo	259.6
13	20		Robert DOORNBOS	NED	Dallara F302/3 Opel-Spiess	259.6
14	32		Hiroki YOSHIMOTO	JPN	Dallara F302 Opel-Spiess	258.3
15	31		Pedro BARRAL	ESP	Dallara F302 Opel-Spiess	258.3
16	4		Narain KARTHIKEYAN	IND	Dallara F302/3 Honda-Mugen	258.3
17	2		Katsuyuki HIRANAKA	JPN	Dallara F302 Opel-Spiess	258.3
18	1		Ryan BRISCOE	AUS	Dallara F303 Opel-Spiess	258.3
19	6		Nico ROSBERG	FIN	Dallara F302/3 Honda-Mugen	257.7
20	38		Michael HO	MAC	Dallara F302 Toyota Tom's	257.7
21	21		Ronnie QUINTARELLI	ITA	Dallara F302 Opel-Spiess	257.1
22	26		Marco BONANOMI	ITA	Dallara F302 Opel-Spiess	257.1
23	25		Robert KUBICA	POL	Dallara F302 Opel-Spiess	257.1
24	36		Fairuz FAUZY	MAL	Dallara F302 Honda-Mugen	256.5
25	28		LEI Kit Meng	MAC	Dallara F302 Honda-Mugen	255.3
26	30		Danny WATTS	GBR	Dallara F302 Honda-Mugen	254.1
27	33		Ernest VISO	VEN	Dallara F302 Honda-Mugen	253.5
28	29		Joseph Rosa MERSZEI	MAC	Dallara F302 Honda-Mugen	250.5

Weather/Track: Sun/Dry

Circuito Da Guia
Circuit Length = 6.1200 km.
Start: 15:10 End: 15:55

Race Director:	Steward:	Timekeeper:
----------------	----------	-------------

BULLETIN TK127



50th Macau Grand Prix QUALIFYING 2 - BEST SECTOR TIMES

SECTOR 1			SECTOR 2			SECTOR 3			IDEAL / BEST COMPARISON						
POS	NO	NAME	TIME	NO	NAME	TIME	NO	NAME	TIME	POS	NO	NAME	IDEAL	BEST	DIFF
1	11	ANTINUCCI	24.418	1	BRISCOE	1:19.908	16	CARBONE	28.212	1	16	CARBONE	2:12.820	2:13.016	0.196
2	37	KAFFER	24.451	16	CARBONE	1:20.024	17	LAPIERRE	28.292	2	17	LAPIERRE	2:13.011	2:13.270	0.259
3	10	KATAOKA	24.470	17	LAPIERRE	1:20.182	9	COURTNEY	28.373	3	9	COURTNEY	2:13.076	2:13.267	0.191
4	9	COURTNEY	24.502	9	COURTNEY	1:20.201	36	FAUZY	28.378	4	37	KAFFER	2:13.107	2:13.506	0.399
5	27	HAMILTON	24.509	37	KAFFER	1:20.233	11	ANTINUCCI	28.382	5	1	BRISCOE	2:13.159	2:13.223	0.064
6	23	MONTIN	24.510	11	ANTINUCCI	1:20.373	10	KATAOKA	28.387	6	11	ANTINUCCI	2:13.173	2:13.514	0.341
7	17	LAPIERRE	24.537	23	MONTIN	1:20.427	1	BRISCOE	28.407	7	23	MONTIN	2:13.514	2:13.958	0.444
8	15	THOMPSON	24.558	6	ROSBERG	1:20.601	37	KAFFER	28.423	8	10	KATAOKA	2:13.549	2:13.910	0.361
9	16	CARBONE	24.584	10	KATAOKA	1:20.692	20	DOORNBOS	28.426	9	6	ROSBERG	2:13.807	2:13.906	0.099
10	20	DOORNBOS	24.591	30	WATTS	1:20.901	5	PARENTE	28.551	10	20	DOORNBOS	2:13.926	2:14.146	0.220
11	6	ROSBERG	24.602	20	DOORNBOS	1:20.909	23	MONTIN	28.577	11	5	PARENTE	2:14.244	2:14.593	0.349
12	5	PARENTE	24.645	25	KUBICA	1:20.957	6	ROSBERG	28.604	12	12	PIQUET	2:14.640	2:14.949	0.309
13	31	BARRAL	24.732	5	PARENTE	1:21.048	15	THOMPSON	28.616	13	36	FAUZY	2:14.712	2:14.728	0.016
14	12	PIQUET	24.750	12	PIQUET	1:21.197	31	BARRAL	28.645	14	27	HAMILTON	2:14.733	2:15.160	0.427
15	18	CAMPANICO	24.750	18	CAMPANICO	1:21.305	4	KARTHIKEYAN	28.673	15	18	CAMPANICO	2:14.885	2:15.001	0.116
16	4	KARTHIKEYAN	24.806	21	QUINTARELLI	1:21.340	12	PIQUET	28.693	16	30	WATTS	2:14.896	2:15.050	0.154
17	1	BRISCOE	24.844	36	FAUZY	1:21.437	27	HAMILTON	28.778	17	25	KUBICA	2:14.965	2:14.965	0.000
18	32	YOSHIMOTO	24.853	27	HAMILTON	1:21.446	32	YOSHIMOTO	28.791	18	32	YOSHIMOTO	2:15.129	2:15.189	0.060
19	36	FAUZY	24.897	32	YOSHIMOTO	1:21.485	2	HIRANAKA	28.800	19	15	THOMPSON	2:15.170	2:15.515	0.345
20	2	HIRANAKA	24.898	33	VISO	1:21.783	30	WATTS	28.806	20	31	BARRAL	2:15.220	2:15.782	0.562
21	21	QUINTARELLI	24.928	31	BARRAL	1:21.843	33	VISO	28.813	21	21	QUINTARELLI	2:15.237	2:15.478	0.241
22	38	HO	24.936	4	KARTHIKEYAN	1:21.902	18	CAMPANICO	28.830	22	4	KARTHIKEYAN	2:15.381	2:15.381	0.000
23	25	KUBICA	25.104	15	THOMPSON	1:21.996	38	HO	28.839	23	33	VISO	2:15.722	2:16.006	0.284
24	33	VISO	25.126	2	HIRANAKA	1:22.141	25	KUBICA	28.904	24	2	HIRANAKA	2:15.839	2:16.114	0.275
25	26	BONANOMI	25.139	38	HO	1:22.915	21	QUINTARELLI	28.969	25	38	HO	2:16.690	2:16.877	0.187
26	28	LEI	25.168	28	LEI	1:25.539	26	BONANOMI	29.481	26	26	BONANOMI	2:20.222	2:20.730	0.508
27	30	WATTS	25.189	26	BONANOMI	1:25.602	28	LEI	29.830	27	28	LEI	2:20.537	2:20.537	0.000
28	29	MERSZEI	25.608	29	MERSZEI	1:28.303	29	MERSZEI	30.564	28	29	MERSZEI	2:24.475	2:24.503	0.028
29															

Perfect Lap	2:12.538
-------------	----------

Weather/Track: Sun/Dry

UNISYS. Imagine it. Done.

Circuito Da Guia
Circuit Length = 6.1200 km
Start: 15:10 End: 15:55



50th Macau Grand Prix WARM UP

POS	NO	CL	DRIVER	NAT	ENTRY	TIME	LAPS	GAP	KPH
1	11		Richard ANTINUCCI	USA	Dallara F302/3 Renault-Sodemo	2:14.048	8		164.35
2	16		Fabio CARBONE	BRA	Dallara F302 Renault-Sodemo	2:14.150	8	0.102	164.23
3	12		Nelson PIQUET JR	BRA	Dallara F302/3 Renault-Sodemo	2:14.228	9	0.180	164.13
4	10		Tatsuya KATAOKA	JPN	Dallara F302 Toyota-Tom's	2:14.290	8	0.242	164.06
5	20		Robert DOORNBOS	NED	Dallara F302/3 Opel-Spiess	2:14.835	8	0.787	163.40
6	37		Pierre KAFFER	GER	Dallara F303 Toyota Tom's	2:15.032	8	0.984	163.16
7	1		Ryan BRISCOE	AUS	Dallara F303 Opel-Spiess	2:15.057	8	1.009	163.13
8	23		Paolo MONTIN	ITA	Dallara F303 Nissan-Tomei	2:15.369	8	1.321	162.75
9	6		Nico ROSBERG	FIN	Dallara F302/3 Honda-Mugen	2:15.640	8	1.592	162.43
10	25		Robert KUBICA	POL	Dallara F302 Opel-Spiess	2:15.645	8	1.597	162.42
11	31		Pedro BARRAL	ESP	Dallara F302 Opel-Spiess	2:15.714	8	1.666	162.34
12	15		Andrew THOMPSON	GBR	Dallara F302/3 Renault-Sodemo	2:15.740	9	1.692	162.31
13	32		Hiroki YOSHIMOTO	JPN	Dallara F302 Opel-Spiess	2:15.844	7	1.796	162.18
14	5		Alvaro PARENTE	POR	Dallara F302/3 Honda-Mugen	2:16.196	7	2.148	161.76
15	36		Fairuz FAUZY	MAL	Dallara F302 Honda-Mugen	2:16.238	8	2.190	161.71
16	30		Danny WATTS	GBR	Dallara F302 Honda-Mugen	2:16.382	8	2.334	161.54
17	22		Naoki YOKOMIZO	JPN	Dallara F302 Opel-Spiess	2:16.471	8	2.423	161.44
18	2		Katsuyuki HIRANAKA	JPN	Dallara F302 Opel-Spiess	2:16.803	7	2.755	161.04
19	21		Ronnie QUINTARELLI	ITA	Dallara F302 Opel-Spiess	2:17.388	7	3.340	160.36
20	9		James COURTNEY	AUS	Dallara F302 Toyota-Tom's	2:17.863	4	3.815	159.81
21	18		César CAMPANICO	POR	Dallara F302 Renault-Sodemo	2:18.029	7	3.981	159.61
22	19		Robert AUSTIN	GBR	Dallara F302/3 Opel-Spiess	2:18.096	9	4.048	159.54
23	33		Ernesto VISO	VEN	Dallara F302 Honda-Mugen	2:19.093	6	5.045	158.39
24	38		Michael HO	MAC	Dallara F302 Toyota Tom's	2:19.551	9	5.503	157.87
25	26		Marco BONANOMI	ITA	Dallara F302 Opel-Spiess	2:19.596	8	5.548	157.82
26	27		Lewis HAMILTON	GBR	Dallara F302 Honda-Mugen	2:20.551	7	6.503	156.75
27	28		LEI Kit Meng	MAC	Dallara F302 Honda-Mugen	2:25.277	7	11.229	151.65
28	29		Joseph Rosa MERSZEI	MAC	Dallara F302 Honda-Mugen	2:28.050	4	14.002	148.81
29	17		Nicolas LAPIERRE	FRA	Dallara F302 Renault-Sodemo	2:53.955	3	39.907	126.65

Weather/Track: Cloudy/Dry

Circuito Da Guia

Circuit Length = 6.1200 km.


Start: 07:55 End: 08:15

Results from UNISYS. Imagine it. Done.

Race Director:

Steward:

Timekeeper:



**50th Macau Grand Prix
WARM UP - SECTOR ANALYSIS**

1	Ryan BRISCOE		AUS		Dallara F303 Opel-Spiess				
1	X:00.000 175.3	1:36.701	44.346	X:00.000P	5	24.634 259.6	1:22.514	28.890 194.9	2:16.038
2	2:04.558 197.0	1:32.435	29.748 192.8	4:06.741	6	24.561 257.1	1:26.585	28.631 198.5	2:19.777
3	25.053 257.7	1:25.747	30.547 194.5	2:21.347	7	24.835 256.5	1:22.066	28.786 198.5	2:15.687
4	24.826 259.6	1:23.068	28.751 197.8	2:16.645	8	24.737 257.7	1:21.381	28.939 191.1	2:15.057
2	Katsuyuki HIRANAKA		JPN		Dallara F302 Opel-Spiess				
1	X:00.000 223.1	1:41.101	47.379	X:00.000P	5	24.842 259.6	1:23.944	29.029 196.3	2:17.815
2	1:55.174 231.7	1:32.486	30.741 189.4	3:58.401	6	24.821 257.7	1:23.253	28.729 197.8	2:16.803
3	25.855 241.6	1:28.241	29.523 193.8	2:23.619	7	24.665 260.8	1:28.335	28.816 195.2	2:21.816
4	24.813 260.8	1:25.102	29.330 194.5	2:19.245					
5	Alvaro PARENTE		POR		Dallara F302/3 Honda-Mugen				
1	X:00.000 174.7	1:37.626	31.304 186.2	X:00.000	5	1:00.078 248.8	1:26.368	29.336 195.6	2:55.782
2	26.861 216.8	1:33.069	50.813	2:50.743P	6	25.144 250.5	1:23.497	29.026 197.4	2:17.667
3	2:03.519 160.7	1:39.298	44.337	4:27.154P	7	25.085 252.3	1:22.407	28.704 197.8	2:16.196
4	1:03.284 241.6	1:26.448	48.037	3:17.769P					
6	Nico ROSBERG		FIN		Dallara F302/3 Honda-Mugen				
1	X:00.000 180.6	1:38.007	49.983	X:00.000P	5	25.086 252.3	1:25.033	29.050 196.0	2:19.169
2	47.323 230.2	1:29.346	42.707	2:59.376P	6	25.031 253.5	1:22.323	28.837 198.1	2:16.191
3	45.844 248.8	1:27.488	31.861 190.8	2:45.193	7	24.897 255.9	1:22.749	29.158 195.6	2:16.804
4	25.285 253.5	1:25.842	29.338 195.6	2:20.465	8	24.740 254.7	1:22.198	28.702 197.4	2:15.640
9	James COURTNEY		AUS		Dallara F302 Toyota-Tom's				
1	X:00.000 194.2	1:33.416	30.933 190.4	X:00.000	3	24.927 257.7	1:24.009	28.927 196.7	2:17.863
2	25.099 256.5	1:26.750	29.468 192.1	2:21.317	4	24.564 262.7	1:27.419	43.635	2:35.618P
10	Tatsuya KATAOKA		JPN		Dallara F302 Toyota-Tom's				
1	X:00.000 167.4	1:40.158	31.701 189.1	X:00.000	5	24.714 260.8	1:25.274	28.867 197.8	2:18.855
2	25.877 242.1	1:30.791	30.329 191.4	2:26.997	6	24.447 267.3	1:23.217	28.606 198.1	2:16.270
3	25.011 258.3	1:26.056	29.063 196.0	2:20.130	7	24.533 262.1	1:22.853	28.579 197.4	2:15.965
4	24.824 259.6	1:24.338	28.756 196.3	2:17.918	8	24.567 261.5	1:21.378	28.345 198.1	2:14.290
11	Richard ANTINUCCI		USA		Dallara F302/3 Renault-Sodemo				
1	X:00.000 203.0	1:40.934	30.599 189.1	X:00.000	5	24.593 260.8	1:35.313	28.953 196.7	2:28.859
2	25.384 252.9	1:26.744	29.421 193.5	2:21.549	6	24.727 257.7	1:21.710	28.654 198.1	2:15.091
3	24.846 258.9	1:33.342	29.914 196.0	2:28.102	7	24.673 258.3	1:23.036	28.602 198.5	2:16.311
4	24.517 261.5	1:23.820	29.175 197.0	2:17.512	8	24.687 257.7	1:20.969	28.392 199.2	2:14.048

Weather/Track: Cloudy/Dry

Circuito Da Guia
Circuit Length = 6.1200 km.
Start: 07:55 End: 08:15

Race Director:	Steward:	Timekeeper:
----------------	----------	-------------

**50th Macau Grand Prix
WARM UP - SECTOR ANALYSIS**

(contd.)

12	Nelson PIQUET JR		BRA		Dallara F302/3 Renault-Sodemo				
1 -	X:00.000 164.6	1:36.132	30.236 190.1	X:00.000	6 -	24.738 257.7	1:23.267	28.927 197.8	2:16.932
2 -	25.526 251.1	1:33.119	30.158 193.5	2:28.803	7 -	24.946 257.7	1:32.986	28.522 199.2	2:26.454
3 -	25.032 255.9	1:25.950	29.514 193.5	2:20.496	8 -	24.724 257.1	1:23.534	28.661 198.1	2:16.919
4 -	24.653 262.1	1:25.999	28.860 197.4	2:19.512	9 -	24.581 257.1	1:21.038	28.609 197.8	2:14.228
5 -	24.845 255.9	1:22.714	28.585 198.1	2:16.144					
15	Andrew THOMPSON		GBR		Dallara F302/3 Renault-Sodemo				
1 -	X:00.000 204.5	1:34.733	30.468 189.8	X:00.000	6 -	24.961 254.1	1:23.572	28.727 196.7	2:17.260
2 -	24.971 257.1	1:29.599	29.612 193.2	2:24.182	7 -	24.909 255.9	1:23.431	28.807 198.1	2:17.147
3 -	25.009 254.7	1:25.368	29.197 194.5	2:19.574	8 -	24.844 255.9	1:23.296	28.660 197.0	2:16.800
4 -	24.637 260.2	1:25.726	29.540 192.8	2:19.903	9 -	24.830 256.5	1:22.417	28.493 198.8	2:15.740
5 -	24.933 256.5	1:23.461	29.427 196.0	2:17.821					
16	Fabio CARBONE		BRA		Dallara F302 Renault-Sodemo				
1 -	X:00.000 205.3	1:37.718	30.274 189.8	X:00.000	5 -	24.539 262.7	1:43.425	29.774 197.0	2:37.738
2 -	25.022 259.6	1:34.682	29.380 193.2	2:29.084	6 -	24.688 260.2	1:22.245	28.487 198.8	2:15.420
3 -	24.928 258.3	1:24.908	28.999 197.0	2:18.835	7 -	24.627 260.8	1:21.583	28.583 199.2	2:14.793
4 -	24.703 259.6	1:23.452	29.187 197.4	2:17.342	8 -	24.625 259.6	1:21.257	28.268 198.8	2:14.150
17	Nicolas LAPIERRE		FRA		Dallara F302 Renault-Sodemo				
1 -	X:00.000 191.1	1:35.964	47.978	X:00.000P	3 -	25.175 255.3	1:24.849	46.762	2:36.786P
2 -	55.543 248.2	1:28.457	29.955 192.1	2:53.955					
18	César CAMPANICO		POR		Dallara F302 Renault-Sodemo				
1 -	X:00.000 141.5	1:44.536	31.619 186.8	X:00.000	5 -	24.699 259.6	1:36.489	29.353 194.2	2:30.541
2 -	25.725 247.7	1:32.507	30.540 189.1	2:28.772	6 -	24.737 258.9	1:24.215	29.077 195.6	2:18.029
3 -	25.254 255.3	1:34.710	30.586 193.5	2:30.550	7 -	24.669 259.6	1:24.343	45.030	2:34.042P
4 -	24.811 258.3	1:27.096	30.299 193.2	2:22.206					
19	Robert AUSTIN		GBR		Dallara F302/3 Opel-Spiess				
1 -	X:00.000 195.6	1:39.547	31.495 189.1	X:00.000	6 -	25.118 251.1	1:24.755	29.188 195.2	2:19.061
2 -	25.311 231.2	1:31.431	29.807 194.5	2:26.549	7 -	25.172 252.3	1:24.313	28.932 196.0	2:18.417
3 -	25.104 253.5	1:27.511	29.321 194.2	2:21.936	8 -	25.176 251.7	1:27.879	31.109 196.3	2:24.164
4 -	25.130 252.9	1:26.016	29.192 195.6	2:20.338	9 -	24.811 257.7	1:24.417	28.868 196.0	2:18.096
5 -	25.022 253.5	1:25.709	29.051 195.2	2:19.782					
20	Robert DOORBOS		NED		Dallara F302/3 Opel-Spiess				
1 -	X:00.000 213.4	1:38.402	48.152	X:00.000P	5 -	24.935 255.9	1:23.064	28.811 198.8	2:16.810
2 -	53.235 244.8	1:30.649	30.051 192.5	2:53.935	6 -	24.774 257.1	1:26.452	28.926 198.8	2:20.152
3 -	25.143 254.1	1:26.938	29.860 195.2	2:21.941	7 -	24.830 255.9	1:21.317	28.688 198.8	2:14.835
4 -	24.792 254.7	1:23.520	29.109 196.7	2:17.421	8 -	24.774 257.7	1:23.539	28.774 198.1	2:17.087

Weather/Track: Cloudy/Dry

 Circuito Da Guia
 Circuit Length = 6.1200 km.
 Start: 07:55 End: 08:15

Race Director:

Steward:

Timekeeper:

**50th Macau Grand Prix
WARM UP - SECTOR ANALYSIS**


(contd.)

21	Ronnie QUINTARELLI			ITA	Dallara F302 Opel-Spiess			
1 -			X:00.000	5 -			2:33.645P	
2 -			2:26.781	6 -			X:00.000	
3 -			2:22.541	7 -			2:17.388	
4 -			2:20.395					
22	Naoki YOKOMIZO			JPN	Dallara F302 Opel-Spiess			
1 -	X:00.000 190.1	1:39.930	31.622 186.5	X:00.000	5 - 25.422 251.1	1:24.203	29.308 191.4	2:18.933
2 -	26.295 243.7	1:28.013	29.986 189.8	2:24.294	6 - 25.535 249.4	1:22.675	29.053 193.5	2:17.263
3 -	25.629 249.4	1:25.991	29.635 190.4	2:21.255	7 - 25.410 250.5	1:22.141	28.920 193.2	2:16.471
4 -	25.467 251.1	1:26.520	31.081 192.1	2:23.068	8 - 25.347 251.7	1:34.033	56.488	2:55.868P
23	Paolo MONTIN			ITA	Dallara F303 Nissan-Tomei			
1 -	X:00.000 170.8	1:34.895	30.261 192.1	X:00.000	5 - 24.883 257.1	1:24.326	28.891 196.3	2:18.100
2 -	25.200 250.0	1:27.494	29.555 193.8	2:22.249	6 - 24.952 255.9	1:22.387	29.058 196.0	2:16.397
3 -	24.931 257.1	1:24.804	29.045 196.7	2:18.780	7 - 24.965 256.5	1:21.876	28.528 198.1	2:15.369
4 -	24.671 260.2	1:24.603	30.893 195.6	2:20.167	8 - 24.800 257.1	1:23.853	28.747 197.8	2:17.400
25	Robert KUBICA			POL	Dallara F302 Opel-Spiess			
1 -	X:00.000 173.9	1:41.152	48.838	X:00.000P	5 - 25.383 253.5	1:23.096	29.264 194.2	2:17.743
2 -	48.576 202.2	1:33.961	32.407 188.4	2:54.944	6 - 25.153 254.7	1:22.714	28.904 194.2	2:16.771
3 -	25.066 226.4	1:31.044	31.156 192.1	2:27.266	7 - 25.024 256.5	1:23.899	29.018 195.2	2:17.941
4 -	24.958 255.3	1:26.733	29.814 190.1	2:21.505	8 - 25.100 254.7	1:21.724	28.821 194.9	2:15.645
26	Marco BONANOMI			ITA	Dallara F302 Opel-Spiess			
1 -	X:00.000 178.5	1:40.959	31.637 187.5	X:00.000	5 - 25.218 255.3	1:28.471	31.197 191.8	2:24.886
2 -	26.126 221.7	1:31.534	32.123 190.1	2:29.783	6 - 25.090 255.3	1:24.845	29.661 192.8	2:19.596
3 -	25.558 228.3	1:27.334	29.914 191.4	2:22.806	7 - 25.081 255.9	1:24.695	30.057 191.4	2:19.833
4 -	25.187 256.5	1:26.692	30.512 190.4	2:22.391	8 - 24.968 259.6	1:26.430	30.366 194.5	2:21.764
27	Lewis HAMILTON			GBR	Dallara F302 Honda-Mugen			
1 -	X:00.000 173.0	1:41.370	32.267 166.9	X:00.000	5 - 25.006 255.3	1:32.099	44.375	2:41.480P
2 -	26.949 212.1	1:33.822	34.703 188.1	2:35.474	6 - 3:16.255 251.7	1:24.913	28.954 197.8	X:00.000
3 -	25.400 252.9	1:25.607	29.544 194.2	2:20.551	7 - 24.851 257.1	1:23.781	41.527	2:30.159P
4 -	25.067 255.3	1:26.359	29.262 194.9	2:20.688				
28	LEI Kit Meng			MAC	Dallara F302 Honda-Mugen			
1 -	X:00.000 188.4	1:44.835	32.608 183.9	X:00.000	5 - 26.911 250.5	1:33.026	32.904 169.8	2:32.841
2 -	27.095 239.4	1:36.988	54.948	2:59.031P	6 - 26.124 252.9	1:33.032	33.516 188.1	2:32.672
3 -	2:13.252 236.3	1:32.497	32.397 189.4	4:18.146	7 - 25.391 251.7	1:29.668	30.218 191.1	2:25.277
4 -	25.423 251.1	1:29.815	31.077 158.8	2:26.315				

Weather/Track: Cloudy/Dry

 Circuito Da Guia
 Circuit Length = 6.1200 km.
 Start: 07:55 End: 08:15

Race Director:	Steward:	Timekeeper:
----------------	----------	-------------



50th Macau Grand Prix
WARM UP - SECTOR ANALYSIS

(contd.)

29	Joseph Rosa MERSZEI		MAC		Dallara F302 Honda-Mugen			
	1 - X:00.000 184.9	1:41.796	32.420 183.0	X:00.000	3 - 25.747 229.2	1:30.811	31.492 188.4	2:28.050
	2 - 26.624 231.2	1:33.600	31.539 188.1	2:31.763	4 - 25.497 248.2	1:42.508	51.802	2:59.807P
30	Danny WATTS		GBR		Dallara F302 Honda-Mugen			
	1 - X:00.000 214.7	1:37.646	30.981 188.8	X:00.000	5 - 3:04.222 250.5	1:24.897	29.166 194.5	4:58.285
	2 - 25.439 252.9	1:27.393	29.828 191.1	2:22.660	6 - 24.902 255.3	1:23.821	29.271 193.2	2:17.994
	3 - 25.066 258.3	1:25.699	29.263 193.5	2:20.028	7 - 25.071 254.7	1:26.272	29.511 195.2	2:20.854
	4 - 25.024 255.9	1:24.461	39.261	2:28.746P	8 - 25.166 252.3	1:22.324	28.892 195.2	2:16.382
31	Pedro BARRAL		ESP		Dallara F302 Opel-Spiess			
	1 - X:00.000 205.3	1:37.688	30.848 190.1	X:00.000	5 - 24.668 255.9	1:22.847	28.802 197.4	2:16.317
	2 - 25.524 250.0	1:27.394	30.219 184.9	2:23.137	6 - 25.010 253.5	1:22.255	28.921 197.8	2:16.186
	3 - 25.466 252.3	1:25.039	29.233 195.6	2:19.738	7 - 24.877 256.5	1:22.001	28.836 198.8	2:15.714
	4 - 25.028 254.1	1:24.543	28.950 198.1	2:18.521	8 - 24.911 253.5	1:23.004	48.267	2:36.182P
32	Hiroki YOSHIMOTO		JPN		Dallara F302 Opel-Spiess			
	1 - X:00.000 196.3	1:45.356	31.044 186.5	X:00.000	5 - 24.872 252.9	1:27.479	28.885 197.4	2:21.236
	2 - 29.042 193.5	1:31.437	29.369 195.2	2:29.848	6 - 24.814 256.5	1:22.279	28.751 197.0	2:15.844
	3 - 24.771 258.9	1:24.941	29.055 197.8	2:18.767	7 - 24.812 256.5	1:22.569	28.734 198.8	2:16.115
	4 - 24.575 259.6	1:23.751	29.668 197.8	2:17.994				
33	Ernesto VISO		VEN		Dallara F302 Honda-Mugen			
	1 - X:00.000 197.0	1:39.993	30.564 191.4	X:00.000	4 - 24.971 251.1	1:25.061	29.061 196.3	2:19.093
	2 - 25.693 246.0	1:27.657	29.271 195.2	2:22.621	5 - 25.078 253.5	1:33.255	42.221	2:40.554P
	3 - 25.411 249.4	1:25.487	29.288 196.7	2:20.186	6 - 5:47.462 250.5	1:25.362	29.124 195.2	X:00.000
36	Fairuz FAUZY		MAL		Dallara F302 Honda-Mugen			
	1 - X:00.000 141.9	1:40.064	30.653 191.4	X:00.000	5 - 25.044 254.1	1:23.305	30.278 194.5	2:18.627
	2 - 25.717 248.2	1:31.502	29.862 190.1	2:27.081	6 - 25.215 255.9	1:23.701	41.669	2:30.585P
	3 - 25.244 255.3	1:27.080	28.992 196.0	2:21.316	7 - 53.892 251.7	1:30.810	28.837 198.1	2:53.539
	4 - 25.067 254.1	1:25.205	28.982 197.0	2:19.254	8 - 25.025 253.5	1:22.710	28.503 198.1	2:16.238
37	Pierre KAFFER		GER		Dallara F303 Toyota Tom's			
	1 - X:00.000 193.8	1:41.164	41.920 190.1	X:00.000	5 - 25.029 251.7	1:22.557	28.912 199.6	2:16.498
	2 - 2:42.458 248.2		30.107 193.2	4:03.310	6 - 25.017 253.5	1:21.839	28.609 200.0	2:15.465
	3 - 25.286 251.1	1:24.357	28.820 197.4	2:18.463	7 - 24.970 252.9	1:21.616	28.446 199.6	2:15.032
	4 - 25.150 251.7	1:23.143	28.724 199.2	2:17.017	8 - 24.939 254.1	1:27.941	29.761 196.0	2:22.641

Weather/Track: Cloudy/Dry

Circuito Da Guia
Circuit Length = 6.1200 km.
Start: 07:55 End: 08:15

Race Director:	Steward:	Timekeeper:
----------------	----------	-------------



50th Macau Grand Prix
WARM UP - SECTOR ANALYSIS

(contd.)

38	Michael HO			MAC	Dallara F302 Toyota Tom's				
1 - X:00.000 200.3	1:40.042	34.035		X:00.000P	6 - 25.296 250.5	1:25.287	29.226 195.2	2:19.809	
2 - 2:11.298 235.2		194.9		2:27.583	7 - 25.327 243.2	1:28.321	29.316 197.4	2:22.964	
3 -	1:54.005	197.0		2:23.667	8 - 25.221 251.1	1:25.063	29.267 196.7	2:19.551	
4 - 25.219 252.3	1:27.175	29.342 197.4		2:21.736	9 - 26.496 205.3	1:33.968	31.077 192.8	2:31.541	
5 - 25.235 250.5	1:26.732	29.647 194.9		2:21.614					

Weather/Track: Cloudy/Dry

Circuito Da Guia
Circuit Length = 6.1200 km.
Start: 07:55 End: 08:15

Race Director:	Steward:	Timekeeper:
----------------	----------	-------------



50th Macau Grand Prix WARM UP - SPEED TRAP - FINISH LINE


POS	NO	CL	DRIVER	NAT	ENTRY	KPH
1	37		Pierre KAFFER	GER	Dallara F303 Toyota Tom's	200.0
2	11		Richard ANTINUCCI	USA	Dallara F302/3 Renault-Sodemo	199.2
3	16		Fabio CARBONE	BRA	Dallara F302 Renault-Sodemo	199.2
4	12		Nelson PIQUET JR	BRA	Dallara F302/3 Renault-Sodemo	199.2
5	15		Andrew THOMPSON	GBR	Dallara F302/3 Renault-Sodemo	198.8
6	32		Hiroki YOSHIMOTO	JPN	Dallara F302 Opel-Spiess	198.8
7	31		Pedro BARRAL	ESP	Dallara F302 Opel-Spiess	198.8
8	20		Robert DOORNBOS	NED	Dallara F302/3 Opel-Spiess	198.8
9	1		Ryan BRISCOE	AUS	Dallara F303 Opel-Spiess	198.5
10	36		Fairuz FAUZY	MAL	Dallara F302 Honda-Mugen	198.1
11	23		Paolo MONTIN	ITA	Dallara F303 Nissan-Tomei	198.1
12	6		Nico ROSBERG	FIN	Dallara F302/3 Honda-Mugen	198.1
13	10		Tatsuya KATAOKA	JPN	Dallara F302 Toyota-Tom's	198.1
14	5		Alvaro PARENTE	POR	Dallara F302/3 Honda-Mugen	197.8
15	27		Lewis HAMILTON	GBR	Dallara F302 Honda-Mugen	197.8
16	2		Katsuyuki HIRANAKA	JPN	Dallara F302 Opel-Spiess	197.8
17	38		Michael HO	MAC	Dallara F302 Toyota Tom's	197.4
18	9		James COURTNEY	AUS	Dallara F302 Toyota-Tom's	196.7
19	33		Ernesto VISO	VEN	Dallara F302 Honda-Mugen	196.7
20	19		Robert AUSTIN	GBR	Dallara F302/3 Opel-Spiess	196.3
21	18		César CAMPANICO	POR	Dallara F302 Renault-Sodemo	195.6
22	30		Danny WATTS	GBR	Dallara F302 Honda-Mugen	195.2
23	25		Robert KUBICA	POL	Dallara F302 Opel-Spiess	195.2
24	26		Marco BONANOMI	ITA	Dallara F302 Opel-Spiess	194.5
25	22		Naoki YOKOMIZO	JPN	Dallara F302 Opel-Spiess	193.5
26	17		Nicolas LAPIERRE	FRA	Dallara F302 Renault-Sodemo	192.1
27	28		LEI Kit Meng	MAC	Dallara F302 Honda-Mugen	191.1
28	29		Joseph Rosa MERSZEI	MAC	Dallara F302 Honda-Mugen	188.4

Weather/Track: Cloudy/Dry

www.mstworld.com

Results from UNISYS. Imagine it. Done.

Circuito Da Guia
Circuit Length = 6.1200 km.
Start: 07:55 End: 08:15
Issued - 08:19 Sunday, 16 November 2003



**50th Macau Grand Prix
WARM UP - SPEED TRAP - SECTOR**

(contd.)

POS	NO	CL	DRIVER	NAT	ENTRY	KPH
1	10		Tatsuya KATAOKA	JPN	Dallara F302 Toyota-Tom's	267.3
2	16		Fabio CARBONE	BRA	Dallara F302 Renault-Sodemo	262.7
3	9		James COURTNEY	AUS	Dallara F302 Toyota-Tom's	262.7
4	12		Nelson PIQUET JR	BRA	Dallara F302/3 Renault-Sodemo	262.1
5	11		Richard ANTINUCCI	USA	Dallara F302/3 Renault-Sodemo	261.5
6	2		Katsuyuki HIRANAKA	JPN	Dallara F302 Opel-Spiess	260.8
7	23		Paolo MONTIN	ITA	Dallara F303 Nissan-Tomei	260.2
8	15		Andrew THOMPSON	GBR	Dallara F302/3 Renault-Sodemo	260.2
9	26		Marco BONANOMI	ITA	Dallara F302 Opel-Spiess	259.6
10	18		César CAMPANICO	POR	Dallara F302 Renault-Sodemo	259.6
11	32		Hiroki YOSHIMOTO	JPN	Dallara F302 Opel-Spiess	259.6
12	1		Ryan BRISCOE	AUS	Dallara F303 Opel-Spiess	259.6
13	30		Danny WATTS	GBR	Dallara F302 Honda-Mugen	258.3
14	19		Robert AUSTIN	GBR	Dallara F302/3 Opel-Spiess	257.7
15	20		Robert DOORNBOS	NED	Dallara F302/3 Opel-Spiess	257.7
16	27		Lewis HAMILTON	GBR	Dallara F302 Honda-Mugen	257.1
17	33		Ernesto VISO	VEN	Dallara F302 Honda-Mugen	256.5
18	25		Robert KUBICA	POL	Dallara F302 Opel-Spiess	256.5
19	31		Pedro BARRAL	ESP	Dallara F302 Opel-Spiess	256.5
20	6		Nico ROSBERG	FIN	Dallara F302/3 Honda-Mugen	255.9
21	36		Fairuz FAUZY	MAL	Dallara F302 Honda-Mugen	255.9
22	17		Nicolas LAPIERRE	FRA	Dallara F302 Renault-Sodemo	255.3
23	37		Pierre KAFFER	GER	Dallara F303 Toyota Tom's	254.1
24	28		LEI Kit Meng	MAC	Dallara F302 Honda-Mugen	252.9
25	5		Alvaro PARENTE	POR	Dallara F302/3 Honda-Mugen	252.3
26	38		Michael HO	MAC	Dallara F302 Toyota Tom's	252.3
27	22		Naoki YOKOMIZO	JPN	Dallara F302 Opel-Spiess	251.7
28	29		Joseph Rosa MERSZEI	MAC	Dallara F302 Honda-Mugen	248.2

Weather/Track: Cloudy/Dry

www.mstworld.com

Results from UNISYS. Imagine it. Done.

Circuito Da Guia
Circuit Length = 6.1200 km.
Start: 07:55 End: 08:15
Issued - 08:19 Sunday, 16 November 2003

BULLETIN TK158



50th Macau Grand Prix WARM UP - BEST SECTOR TIMES

SECTOR 1				SECTOR 2				SECTOR 3				IDEAL / BEST COMPARISON			
POS	NO	NAME	TIME	NO	NAME	TIME	NO	NAME	TIME	POS	NO	NAME	IDEAL	BEST	DIFF
1	10	KATAOKA	24.447	11	ANTINUCCI	1:20.969	16	CARBONE	28.268	1	11	ANTINUCCI	2:13.878	2:14.048	0.170
2	11	ANTINUCCI	24.517	12	PIQUET	1:21.038	10	KATAOKA	28.345	2	16	CARBONE	2:14.064	2:14.150	0.086
3	16	CARBONE	24.539	16	CARBONE	1:21.257	11	ANTINUCCI	28.392	3	12	PIQUET	2:14.141	2:14.228	0.087
4	1	BRISCOE	24.561	20	DOORNBOS	1:21.317	37	KAFFER	28.446	4	10	KATAOKA	2:14.170	2:14.290	0.120
5	9	COURTNEY	24.564	10	KATAOKA	1:21.378	15	THOMPSON	28.493	5	1	BRISCOE	2:14.573	2:15.057	0.484
6	32	YOSHIMOTO	24.575	1	BRISCOE	1:21.381	36	FAUZY	28.503	6	20	DOORNBOS	2:14.779	2:14.835	0.056
7	12	PIQUET	24.581	37	KAFFER	1:21.616	12	PIQUET	28.522	7	37	KAFFER	2:15.001	2:15.032	0.031
8	15	THOMPSON	24.637	25	KUBICA	1:21.724	23	MONTIN	28.528	8	23	MONTIN	2:15.075	2:15.369	0.294
9	2	HIRANAKA	24.665	23	MONTIN	1:21.876	1	BRISCOE	28.631	9	31	BARRAL	2:15.471	2:15.714	0.243
10	31	BARRAL	24.668	31	BARRAL	1:22.001	20	DOORNBOS	28.688	10	25	KUBICA	2:15.503	2:15.645	0.142
11	18	CAMPANICO	24.669	22	YOKOMIZO	1:22.141	6	ROSBERG	28.702	11	15	THOMPSON	2:15.547	2:15.740	0.193
12	23	MONTIN	24.671	6	ROSBERG	1:22.198	5	PARENTE	28.704	12	32	YOSHIMOTO	2:15.588	2:15.844	0.256
13	6	ROSBERG	24.740	32	YOSHIMOTO	1:22.279	2	HIRANAKA	28.729	13	6	ROSBERG	2:15.640	2:15.640	0.000
14	20	DOORNBOS	24.774	30	WATTS	1:22.324	32	YOSHIMOTO	28.734	14	30	WATTS	2:16.118	2:16.382	0.264
15	19	AUSTIN	24.811	5	PARENTE	1:22.407	31	BARRAL	28.802	15	5	PARENTE	2:16.196	2:16.196	0.000
16	27	HAMILTON	24.851	15	THOMPSON	1:22.417	25	KUBICA	28.821	16	36	FAUZY	2:16.238	2:16.238	0.000
17	30	WATTS	24.902	36	FAUZY	1:22.710	19	AUSTIN	28.868	17	22	YOKOMIZO	2:16.408	2:16.471	0.063
18	37	KAFFER	24.939	2	HIRANAKA	1:23.253	30	WATTS	28.892	18	2	HIRANAKA	2:16.647	2:16.803	0.156
19	25	KUBICA	24.958	27	HAMILTON	1:23.781	22	YOKOMIZO	28.920	19	9	COURTNEY	2:17.500	2:17.863	0.363
20	26	BONANOMI	24.968	9	COURTNEY	1:24.009	9	COURTNEY	28.927	20	27	HAMILTON	2:17.586	2:20.551	2.965
21	33	VISO	24.971	18	CAMPANICO	1:24.215	27	HAMILTON	28.954	21	18	CAMPANICO	2:17.961	2:18.029	0.068
22	36	FAUZY	25.025	19	AUSTIN	1:24.313	33	VISO	29.061	22	19	AUSTIN	2:17.992	2:18.096	0.104
23	5	PARENTE	25.085	26	BONANOMI	1:24.695	18	CAMPANICO	29.077	23	33	VISO	2:19.093	2:19.093	0.000
24	17	LAPIERRE	25.175	17	LAPIERRE	1:24.849	38	HO	29.226	24	26	BONANOMI	2:19.324	2:19.596	0.272
25	38	HO	25.219	33	VISO	1:25.061	26	BONANOMI	29.661	25	38	HO	2:19.508	2:19.551	0.043
26	22	YOKOMIZO	25.347	38	HO	1:25.063	17	LAPIERRE	29.955	26	17	LAPIERRE	2:19.979	2:36.786	16.807
27	28	LEI	25.391	28	LEI	1:29.668	28	LEI	30.218	27	28	LEI	2:25.277	2:25.277	0.000
28	29	MERSZEI	25.497	29	MERSZEI	1:30.811	29	MERSZEI	31.492	28	29	MERSZEI	2:27.800	2:28.050	0.250
29															

Perfect Lap	2:13.684
-------------	----------

Weather/Track: Cloud/Dry

UNISYS. Imagine it. Done.

Circuito Da Guia
Circuit Length = 6.1200 km
Start: 07:55 End: 08:15



50th Macau Grand Prix
GRID - RACE 1

ROW 15	2:24.503 29 MERSZEI	2:20.537 28 LEI
ROW 14	2:18.247 26 BONANOMI	2:18.183 22 YOKOMIZO
ROW 13	2:16.877 38 HO	2:16.368 19 AUSTIN
ROW 12	2:16.006 33 VISO	2:15.854 2 HIRANAKA
ROW 11	2:15.782 31 BARRAL	2:15.515 15 THOMPSON
ROW 10	2:15.478 21 QUINTARELLI	2:15.189 32 YOSHIMOTO
ROW 9	2:15.160 27 HAMILTON	2:15.050 30 WATTS
ROW 8	2:15.001 18 CAMPANICO	2:14.965 25 KUBICA
ROW 7	2:14.949 12 PIQUET JR	2:14.728 36 FAUZY
ROW 6	2:14.593 5 PARENTE	2:14.146 20 DOORNBOS
ROW 5	2:13.958 23 MONTIN	2:13.910 10 KATAOKA
ROW 4	2:13.906 6 ROSBERG	2:13.514 11 ANTINUCCI
ROW 3	2:13.506 37 KAFFER	2:13.270 17 LAPIERRE
ROW 2	2:13.232 9 COURTNEY	2:13.223 1 BRISCOE
ROW 1	2:13.016 16 CARBONE	

POLE

Weather/Track: Cloud/Dry

Circuito Da Guia
Circuit Length = 6.1200 km.

Results from UNISYS. Imagine it. Done.

Race Director:	Steward:	Timekeeper:
----------------	----------	-------------



50th Macau Grand Prix RACE CLASSIFICATION - LEG 1

POS	NO	CL	NAME	NAT	ENTRY	TIME	LAPS	GAP	KPH	BEST
1	9		James COURTNEY	AUS	Dallara F302 Toyota-Tom's	25:43.212	10		142.76	2:13.381
2	17		Nicolas LAPIERRE	FRA	Dallara F302 Renault-Sodemo	25:47.819	10	4.607	142.34	2:14.473
3	11		Richard ANTINUCCI	USA	Dallara F302/3 Renault-Sodemo	25:52.268	10	9.056	141.93	2:14.217
4	16		Fabio CARBONE	BRA	Dallara F302 Renault-Sodemo	25:54.363	10	11.151	141.74	2:15.263
5	27		Lewis HAMILTON	GBR	Dallara F302 Honda-Mugen	25:56.524	10	13.312	141.54	2:14.827
6	25		Robert KUBICA	POL	Dallara F302 Opel-Spiess	25:57.404	10	14.192	141.46	2:15.281
7	36		Fairuz FAUZY	MAL	Dallara F302 Honda-Mugen	25:58.352	10	15.140	141.38	2:15.346
8	15		Andrew THOMPSON	GBR	Dallara F302/3 Renault-Sodemo	26:07.281	10	24.069	140.57	2:15.184
9	21		Ronnie QUINTARELLI	ITA	Dallara F302 Opel-Spiess	26:08.167	10	24.955	140.49	2:15.077
10	2		Katsuyuki HIRANAKA	JPN	Dallara F302 Opel-Spiess	26:08.376	10	25.164	140.47	2:15.252
11	19		Robert AUSTIN	GBR	Dallara F302/3 Opel-Spiess	26:09.885	10	26.673	140.34	2:16.279
12	33		Ernesto VISO	VEN	Dallara F302 Honda-Mugen	26:11.352	10	28.140	140.21	2:15.430
13	32		Hiroki YOSHIMOTO	JPN	Dallara F302 Opel-Spiess	26:11.566	10	28.354	140.19	2:14.903
14	20		Robert DOORBOS	NED	Dallara F302/3 Opel-Spiess	26:12.697	10	29.485	140.09	2:15.723
15	1		Ryan BRISCOE	AUS	Dallara F303 Opel-Spiess	26:12.867	10	29.655	140.07	2:14.204
16	38		Michael HO	MAC	Dallara F302 Toyota Tom's	26:30.609	10	47.397	138.51	2:18.256
17	26		Marco BONANOMI	ITA	Dallara F302 Opel-Spiess	26:37.037	10	53.825	137.95	2:19.025
18	28		LEI Kit Meng	MAC	Dallara F302 Honda-Mugen	27:22.109	10	1:38.897	134.16	2:24.937
19	29		Joseph Rosa MERSZEI	MAC	Dallara F302 Honda-Mugen	28:05.042	10	2:21.830	130.75	2:29.157
20	31		Pedro BARRAL	ESP	Dallara F302 Opel-Spiess	24:54.602	9	1 LAP	132.66	2:15.510

NOT CLASSIFIED

10	Tatsuya KATAOKA	JPN	Dallara F302 Toyota-Tom's	21:22.919	8	D.N.F.	137.38	2:14.377
12	Nelson PIQUET JR	BRA	Dallara F302/3 Renault-Sodemo	27:39.857	7	N.C.F.	92.91	2:14.867
18	César CAMPANICO	POR	Dallara F302 Renault-Sodemo	10:10.131	3	D.N.F.	108.33	2:22.850
30	Danny WATTS	GBR	Dallara F302 Honda-Mugen	4:20.307	1	D.N.F.	84.63	
23	Paolo MONTIN	ITA	Dallara F303 Nissan-Tomei		0	D.N.F.	N/A	
37	Pierre KAFFER	GER	Dallara F303 Toyota Tom's		0	D.N.F.	N/A	
6	Nico ROSBERG	FIN	Dallara F302/3 Honda-Mugen		0	D.N.F.	N/A	
5	Alvaro PARENTE	POR	Dallara F302/3 Honda-Mugen		0	D.N.F.	N/A	

FASTEST LAP

9	James COURTNEY		Dallara F302 Toyota-Tom's	2:13.381	9	165.18kph	102.63mph
---	----------------	--	---------------------------	----------	---	-----------	-----------

Weather/Track: Overcast/Dry


Results from UNISYS. Imagine it. Done.

Circuito Da Guia
Circuit Length = 6.1200 km.
Start: 09:21 End: 09:46

Race Director:


Steward:

Timekeeper:



**50th Macau Grand Prix
RACE 1 - LAP CHART**


Lap 1			Lap 2			Lap 3			Lap 4			Lap 5		
No	Behind	Laptime	No	Behind	Laptime	No	Behind	Laptime	No	Behind	Laptime	No	Behind	Laptime
16		3:02.198	16		4:36.806	17		2:19.383	17		2:16.796	17		2:15.704
17	1.303	3:03.501	17	0.191	4:35.694	9	0.806	2:19.834	9	0.421	2:16.411	9	0.540	2:15.823
9	1.654	3:03.852	9	0.546	4:35.698	16	1.380	2:20.954	16	2.108	2:17.524	16	2.152	2:15.748
1	2.390	3:04.588	1	0.705	4:35.121	1	2.104	2:20.973	1	2.703	2:17.395	1	2.975	2:15.976
11	3.564	3:05.762	11	0.913	4:34.155	11	2.746	2:21.407	11	3.128	2:17.178	11	3.454	2:16.030
20	4.447	3:06.645	20	0.964	4:33.323	20	4.385	2:22.995	20	4.254	2:16.665	20	4.666	2:16.116
10	5.876	3:08.074	10	1.357	4:32.287	25	4.831	2:22.645	10	5.381	2:16.896	10	5.239	2:15.562
25	7.566	3:09.764	25	1.760	4:31.000	10	5.281	2:23.498	25	5.646	2:17.611	25	6.394	2:16.452
27	10.100	3:12.298	27	2.581	4:29.287	27	5.614	2:22.607	27	6.286	2:17.468	27	6.923	2:16.341
36	11.486	3:13.684	36	4.156	4:29.476	36	6.231	2:21.649	36	7.137	2:17.702	36	7.658	2:16.225
15	13.126	3:15.324	15	4.534	4:28.214	15	6.954	2:21.994	15	7.972	2:17.814	15	9.188	2:16.920
21	15.667	3:17.865	21	6.822	4:27.961	21	7.812	2:20.564	21	9.394	2:18.378	19	10.779	2:16.571
19	17.415	3:19.613	19	7.378	4:26.769	19	8.417	2:20.613	19	9.912	2:18.291	21	11.431	2:17.741
18	19.196	3:21.394	18	8.277	4:25.887	18	11.553	2:22.850	2	13.291	2:18.376	2	13.969	2:16.382
33	20.299	3:22.497	33	8.607	4:25.114	2	11.711	2:22.384	33	14.264	2:18.875	33	14.862	2:16.302
2	21.617	3:23.815	2	8.901	4:24.090	33	12.185	2:23.152	31	15.021	2:19.135	31	15.582	2:16.265
31	22.575	3:24.773	31	9.341	4:23.572	31	12.682	2:22.915	32	17.823	2:18.649	32	17.831	2:15.712
38	24.097	3:26.295	38	9.997	4:22.706	38	14.355	2:23.932	38	19.552	2:21.993	38	23.210	2:19.362
28	24.496	3:26.694	28	10.812	4:23.122	32	15.970	2:23.414	26	21.237	2:20.572	26	24.988	2:19.455
29	25.385	3:27.583	26	11.972	4:01.955	28	17.279	2:26.041	28	26.643	2:26.160	28	36.061	2:25.122
32	33.759	3:35.957P	32	12.130	4:15.177	26	17.461	2:25.063	29	47.469	2:33.476	29	1:02.423	2:30.658
26	46.823	3:49.021	29	12.254	4:23.675	29	30.789	2:38.109	12	3 LAPS	14:00.166	12	3 LAPS	2:20.136
30	1:18.109	4:20.307P												



**50th Macau Grand Prix
RACE 1 - LAP CHART**

(contd.)

Lap 6			Lap 7			Lap 8			Lap 9			Lap 10		
No	Behind	Laptime	No	Behind	Laptime	No	Behind	Laptime	No	Behind	Laptime	No	Behind	Laptime
9		2:14.599	9		2:14.402	9		2:15.302	9		2:13.381	9		2:13.910
17	1.159	2:16.298	17	2.110	2:15.353	17	1.371	2:14.563	17	2.463	2:14.473	17	4.607	2:16.054
16	2.276	2:15.263	11	3.419	2:14.547	11	2.334	2:14.217	11	5.941	2:16.988	11	9.056	2:17.025
1	2.728	2:14.892	16	5.656	2:17.782	16	6.579	2:16.225	16	8.538	2:15.340	16	11.151	2:16.523
11	3.274	2:14.959	10	6.003	2:15.928	10	6.998	2:16.297	27	9.928	2:14.952	27	13.312	2:17.294
10	4.477	2:14.377	20	7.123	2:15.905	20	7.973	2:16.152	20	10.315	2:15.723	25	14.192	2:17.306
20	5.620	2:16.093	27	7.687	2:15.478	27	8.357	2:15.972	25	10.796	2:15.281	36	15.140	2:17.682
27	6.611	2:14.827	25	8.636	2:15.394	25	8.896	2:15.562	36	11.368	2:15.346	15	24.069	2:23.593
25	7.644	2:16.389	36	9.356	2:15.507	36	9.403	2:15.349	15	14.386	2:16.416	21	24.955	2:21.026
36	8.251	2:15.732	15	11.469	2:15.845	15	11.351	2:15.184	21	17.839	2:15.077	2	25.164	2:18.833
15	10.026	2:15.977	19	14.309	2:16.792	21	16.143	2:16.821	2	20.241	2:15.252	19	26.673	2:17.277
19	11.919	2:16.279	21	14.624	2:16.456	2	18.370	2:17.591	19	23.306	2:17.147	33	28.140	2:17.893
21	12.570	2:16.278	2	16.081	2:15.933	19	19.540	2:20.533	33	24.157	2:16.815	32	28.354	2:17.548
2	14.550	2:15.720	33	16.908	2:16.157	33	20.723	2:19.117	32	24.716	2:16.878	20	29.485	2:33.080
33	15.153	2:15.430	32	19.680	2:16.487	32	21.219	2:16.841	1	25.415	2:14.204	1	29.655	2:18.150
31	15.953	2:15.510	1	25.386	2:37.060	1	24.592	2:14.508	38	40.879	2:19.916	38	47.397	2:20.428
32	17.595	2:14.903	38	31.390	2:19.147	38	34.344	2:18.256	26	46.924	2:19.920	26	53.825	2:20.811
38	26.645	2:18.574	26	36.044	2:21.572	26	40.385	2:19.643	28	1:22.269	2:26.959	28	1:38.897	2:30.538
26	28.874	2:19.025	28	59.046	2:27.589	28	1:08.691	2:24.947	31	1:25.300	2:17.133	12	3 LAPS	2:16.576
28	45.859	2:24.937	31	1:20.667	3:19.116	31	1:21.548	2:16.183	12	3 LAPS	2:16.015	29	2:21.830	2:30.306
29	1:17.933	2:30.649	29	1:33.111	2:29.580	29	1:46.966	2:29.157	29	2:05.434	2:31.849			
12	3 LAPS	2:16.742	12	3 LAPS	2:15.355	12	3 LAPS	2:14.867						



50th Macau Grand Prix
RACE 1 - SECTOR ANALYSIS

1	Ryan BRISCOE		AUS		Dallara F303 Opel-Spiess				
1 -	30.662 251.1	1:49.253	44.673 149.5	3:04.588	6 -	24.477 262.1	1:21.802	28.613 197.8	2:14.892
2 -	1:11.599	2:36.930	46.592 177.6	4:35.121	7 -	24.254 267.3	1:44.016	28.790 198.8	2:37.060
3 -	25.195 253.5	1:26.363	29.415 196.3	2:20.973	8 -	24.757 257.7	1:21.322	28.429 199.2	2:14.508
4 -	24.541 262.1	1:23.818	29.036 197.4	2:17.395	9 -	24.678 257.7	1:21.055	28.471 197.4	2:14.204
5 -	24.488 262.7	1:22.852	28.636 198.5	2:15.976	10 -	24.425 262.1	1:23.346	30.379 176.1	2:18.150
2	Katsuyuki HIRANAKA		JPN		Dallara F302 Opel-Spiess				
1 -	34.605 244.3	2:02.713	46.497 152.5	3:23.815	6 -	24.838 258.9	1:22.125	28.757 194.5	2:15.720
2 -	1:09.096	2:34.606	40.388 192.8	4:24.090	7 -	24.852 259.6	1:22.417	28.664 196.0	2:15.933
3 -	25.022 254.7	1:27.731	29.631 190.8	2:22.384	8 -	24.784 257.1	1:24.158	28.649 197.4	2:17.591
4 -	25.444 250.5	1:24.199	28.733 196.3	2:18.376	9 -	24.831 256.5	1:21.823	28.598 197.0	2:15.252
5 -	24.883 258.3	1:22.723	28.776 196.7	2:16.382	10 -	24.826 258.3	1:23.078	30.929 193.8	2:18.833
5	Alvaro PARENTE		POR		Dallara F302/3 Honda-Mugen				
6	Nico ROSBERG		FIN		Dallara F302/3 Honda-Mugen				
9	James COURTNEY		AUS		Dallara F302 Toyota-Tom's				
1 -	31.045 253.5	1:47.757	45.050 169.5	3:03.852	6 -	24.485 264.0	1:21.730	28.384 198.1	2:14.599
2 -	1:11.006	2:37.134	47.558 176.4	4:35.698	7 -	24.844 256.5	1:21.016	28.542 196.3	2:14.402
3 -	25.318 256.5	1:25.171	29.345 191.1	2:19.834	8 -	24.891 255.9	1:21.901	28.510 197.0	2:15.302
4 -	24.813 258.9	1:22.899	28.699 196.7	2:16.411	9 -	24.874 255.9	1:20.068	28.439 197.4	2:13.381
5 -	24.459 260.8	1:22.887	28.477 197.0	2:15.823	10 -	24.859 257.1	1:20.707	28.344 199.6	2:13.910
10	Tatsuya KATAOKA		JPN		Dallara F302 Toyota-Tom's				
1 -	32.105 254.7	1:50.137	45.832 191.8	3:08.074	5 -	24.399 265.3	1:22.600	28.563 198.1	2:15.562
2 -	1:11.658	2:35.747	44.882 190.8	4:32.287	6 -	24.221 266.0	1:21.706	28.450 197.4	2:14.377
3 -	25.135 260.8	1:28.644	29.719 194.9	2:23.498	7 -	24.465 263.4	1:23.089	28.374 199.2	2:15.928
4 -	24.271 262.1	1:23.500	29.125 196.7	2:16.896	8 -	24.328 263.4	1:23.537	28.432 198.8	2:16.297
11	Richard ANTINUCCI		USA		Dallara F302/3 Renault-Sodemo				
1 -	31.165 231.7	1:49.632	44.965 145.9	3:05.762	6 -	24.311 266.0	1:22.262	28.386 199.2	2:14.959
2 -	1:11.619 73.9	2:36.914	45.622 177.3	4:34.155	7 -	24.358 262.1	1:21.677	28.512 199.2	2:14.547
3 -	25.146 230.7	1:27.157	29.104 195.2	2:21.407	8 -	24.559 259.6	1:21.211	28.447 198.8	2:14.217
4 -	24.539 260.2	1:23.917	28.722 198.5	2:17.178	9 -	24.520 259.6	1:23.648	28.820 197.4	2:16.988
5 -	24.201 266.6	1:23.252	28.577 198.1	2:16.030	10 -	24.696 257.7	1:22.976	29.353 196.7	2:17.025
12	Nelson PIQUET JR		BRA		Dallara F302/3 Renault-Sodemo				
1 -	X:00.000 202.2	1:34.561	30.079 192.5	X:00.000	5 -	24.974 253.5	1:21.407	28.486 198.5	2:14.867
2 -	25.416 250.5	1:25.606	29.114 196.3	2:20.136	6 -	24.904 252.9	1:22.509	28.602 198.8	2:16.015
3 -	25.119 252.3	1:22.867	28.756 197.8	2:16.742	7 -	24.928 253.5	1:20.679	30.969 180.6	2:16.576
4 -	25.018 254.1	1:21.713	28.624 198.1	2:15.355					

Weather/Track: Overcast/Dry

www.mstworld.com

Results from UNISYS. Imagine it. Done.

Page 1 of 4

Circuito Da Guia

Circuit Length = 6.1200 km.

Start: 09:21 End: 09:46

Issued - 09:52 Sunday, 16 November 2003

**50th Macau Grand Prix
RACE 1 - SECTOR ANALYSIS**

(contd.)

15	Andrew THOMPSON		GBR		Dallara F302/3 Renault-Sodemo				
1 -	33.522 239.4	1:55.884	45.918 150.0	3:15.324	6 -	24.623 260.8	1:22.653	28.701 197.8	2:15.977
2 -	1:09.988	2:36.417	41.809 194.2	4:28.214	7 -	24.642 258.3	1:22.691	28.512 198.5	2:15.845
3 -	24.914 259.6	1:27.897	29.183 194.9	2:21.994	8 -	24.630 258.9	1:22.102	28.452 198.8	2:15.184
4 -	24.612 260.8	1:24.451	28.751 195.6	2:17.814	9 -	24.601 257.1	1:23.132	28.683 198.8	2:16.416
5 -	24.543 260.8	1:23.838	28.539 197.0	2:16.920	10 -	24.638 258.9	1:28.209	30.746 196.7	2:23.593
16	Fabio CARBONE		BRA		Dallara F302 Renault-Sodemo				
1 -	30.695 250.5	1:46.575	44.928 139.1	3:02.198	6 -	24.626 260.8	1:22.044	28.593 196.3	2:15.263
2 -	1:10.621	2:37.792	48.393 175.8	4:36.806	7 -	24.549 263.4	1:24.577	28.656 195.6	2:17.782
3 -	25.903 250.5	1:25.797	29.254 194.5	2:20.954	8 -	24.716 258.3	1:22.821	28.688 197.0	2:16.225
4 -	24.599 262.1	1:23.706	29.219 193.2	2:17.524	9 -	24.742 258.3	1:21.969	28.629 197.8	2:15.340
5 -	24.759 259.6	1:22.282	28.707 197.0	2:15.748	10 -	24.651 260.8	1:22.575	29.297 194.5	2:16.523
17	Nicolas LAPIERRE		FRA		Dallara F302 Renault-Sodemo				
1 -	30.924 254.1	1:47.174	45.403 154.2	3:03.501	6 -	24.880 258.3	1:22.670	28.748 194.9	2:16.298
2 -	1:10.135	2:37.773	47.786 175.0	4:35.694	7 -	24.787 260.2	1:21.801	28.765 194.2	2:15.353
3 -	25.335 255.3	1:24.959	29.089 193.2	2:19.383	8 -	24.827 259.6	1:21.318	28.418 198.8	2:14.563
4 -	25.010 255.3	1:23.031	28.755 196.7	2:16.796	9 -	24.640 260.2	1:21.210	28.623 197.8	2:14.473
5 -	24.878 256.5	1:22.255	28.571 196.7	2:15.704	10 -	24.756 258.9	1:22.442	28.856 197.4	2:16.054
18	César CAMPANICO		POR		Dallara F302 Renault-Sodemo				
1 -	33.083 246.0	2:01.750	46.561 138.8	3:21.394	3 -	25.286 253.5	1:27.515	30.049 187.5	2:22.850
2 -	1:09.033	2:34.634	42.220 189.8	4:25.887					
19	Robert AUSTIN		GBR		Dallara F302/3 Opel-Spiess				
1 -	33.976 228.8	1:58.301	47.336 136.8	3:19.613	6 -	24.992 255.3	1:22.431	28.856 197.0	2:16.279
2 -	1:09.617	2:34.389	42.763 194.5	4:26.769	7 -	24.964 255.9	1:22.963	28.865 196.3	2:16.792
3 -	24.852 259.6	1:26.773	28.988 197.4	2:20.613	8 -	25.117 254.1	1:26.575	28.841 196.3	2:20.533
4 -	24.657 260.2	1:24.739	28.895 197.8	2:18.291	9 -	24.923 254.1	1:23.403	28.821 197.8	2:17.147
5 -	24.557 259.6	1:23.193	28.821 196.3	2:16.571	10 -	25.011 253.5	1:23.199	29.067 196.7	2:17.277
20	Robert DOORBOS		NED		Dallara F302/3 Opel-Spiess				
1 -	31.563 250.0	1:49.951	45.131 152.7	3:06.645	6 -	24.874 254.7	1:22.753	28.466 198.5	2:16.093
2 -	1:11.768	2:36.489	45.066 174.7	4:33.323	7 -	24.740 257.7	1:22.633	28.532 198.8	2:15.905
3 -	25.202 242.6	1:27.877	29.916 196.3	2:22.995	8 -	24.825 256.5	1:22.739	28.588 196.0	2:16.152
4 -	24.909 255.3	1:23.141	28.615 198.5	2:16.665	9 -	24.860 254.7	1:22.263	28.600 198.5	2:15.723
5 -	24.760 257.1	1:22.797	28.559 196.7	2:16.116	10 -	24.507 257.1	1:32.167	36.406 175.6	2:33.080
21	Ronnie QUINTARELLI		ITA		Dallara F302 Opel-Spiess				
1 -				3:17.865	6 -				2:16.278
2 -				4:27.961	7 -				2:16.456
3 -				2:20.564	8 -				2:16.821
4 -				2:18.378	9 -				2:15.077
5 -				2:17.741	10 -				2:21.026

Weather/Track: Overcast/Dry

www.mstworld.com

Results from UNISYS. Imagine it. Done.

Page 2 of 4

Circuito Da Guia

Circuit Length = 6.1200 km.

Start: 09:21 End: 09:46

Issued - 09:52 Sunday, 16 November 2003

**50th Macau Grand Prix
RACE 1 - SECTOR ANALYSIS**

(contd.)

23	Paolo MONTIN		ITA		Dallara F303 Nissan-Tomei				
25	Robert KUBICA		POL		Dallara F302 Opel-Spiess				
1 -	32.356 244.3	1:51.215	46.193 160.7	3:09.764	6 -	24.936 256.5	1:22.828	28.625 196.3	2:16.389
2 -	1:11.267	2:35.215	44.518 191.8	4:31.000	7 -	24.771 257.7	1:22.054	28.569 197.0	2:15.394
3 -	24.746 262.1	1:28.132	29.767 195.6	2:22.645	8 -	24.766 260.8	1:22.341	28.455 196.7	2:15.562
4 -	24.782 257.1	1:24.081	28.748 197.4	2:17.611	9 -	24.630 258.3	1:22.141	28.510 198.5	2:15.281
5 -	24.362 266.0	1:23.285	28.805 195.6	2:16.452	10 -	24.692 260.8	1:23.739	28.875 196.3	2:17.306
26	Marco BONANOMI		ITA		Dallara F302 Opel-Spiess				
1 -	1:10.800 218.1	1:58.305	39.916 184.6	3:49.021	6 -	25.089 257.1	1:24.464	29.472 192.1	2:19.025
2 -	50.149	2:36.226	35.580 188.1	4:01.955	7 -	25.191 255.3	1:26.444	29.937 192.1	2:21.572
3 -	26.319 247.1	1:28.626	30.118 193.5	2:25.063	8 -	25.253 252.3	1:24.620	29.770 192.1	2:19.643
4 -	25.217 254.1	1:25.661	29.694 192.8	2:20.572	9 -	25.237 252.9	1:25.007	29.676 192.1	2:19.920
5 -	25.038 256.5	1:24.825	29.592 192.1	2:19.455	10 -	25.296 253.5	1:25.730	29.785 192.8	2:20.811
27	Lewis HAMILTON		GBR		Dallara F302 Honda-Mugen				
1 -	32.354 237.8	1:53.536	46.408 130.9	3:12.298	6 -	24.326 263.4	1:21.870	28.631 196.7	2:14.827
2 -	1:11.049	2:35.011	43.227 192.8	4:29.287	7 -	24.646 260.8	1:22.284	28.548 199.2	2:15.478
3 -	25.022 254.7	1:28.156	29.429 195.2	2:22.607	8 -	24.350 261.5	1:23.060	28.562 198.5	2:15.972
4 -	24.364 260.8	1:24.246	28.858 196.3	2:17.468	9 -	24.434 260.2	1:21.638	28.880 197.0	2:14.952
5 -	24.476 262.7	1:23.088	28.777 196.7	2:16.341	10 -	24.895 256.5	1:23.376	29.023 195.2	2:17.294
28	LEI Kit Meng		MAC		Dallara F302 Honda-Mugen				
1 -	38.349 228.8	2:03.119	45.226 148.9	3:26.694	6 -	25.342 252.3	1:28.919	30.676 190.8	2:24.937
2 -	1:10.422	2:34.535	38.165 188.8	4:23.122	7 -	25.410 251.1	1:31.241	30.938 190.8	2:27.589
3 -	25.141 248.2	1:29.768	31.132 189.4	2:26.041	8 -	25.474 250.0	1:28.914	30.559 190.8	2:24.947
4 -	26.400 243.7	1:29.225	30.535 190.1	2:26.160	9 -	25.502 236.3	1:30.868	30.589 191.1	2:26.959
5 -	25.316 253.5	1:29.316	30.490 190.1	2:25.122	10 -	25.480 248.8	1:32.000	33.058 173.3	2:30.538
29	Joseph Rosa MERSZEI		MAC		Dallara F302 Honda-Mugen				
1 -	40.135 213.8	2:03.342	44.106 128.2	3:27.583	6 -	26.411 243.7	1:32.759	31.479 187.5	2:30.649
2 -	1:10.526	2:36.287	36.862 177.3	4:23.675	7 -	26.387 241.0	1:31.905	31.288 188.1	2:29.580
3 -	29.963 227.3	1:36.281	31.865 184.3	2:38.109	8 -	26.450 242.6	1:31.594	31.113 188.8	2:29.157
4 -	26.615 243.2	1:35.127	31.734 185.8	2:33.476	9 -	26.273 223.1	1:34.444	31.132 188.1	2:31.849
5 -	25.814 248.2	1:33.414	31.430 188.1	2:30.658	10 -	26.219 244.8	1:30.981	33.106 166.4	2:30.306
30	Danny WATTS		GBR		Dallara F302 Honda-Mugen				
1 -	40.718 153.6	2:27.883	1:11.706	4:20.307P					
31	Pedro BARRAL		ESP		Dallara F302 Opel-Spiess				
1 -	35.045 231.7	2:03.330	46.398 149.1	3:24.773	6 -	24.612 261.5	1:22.295	28.603 198.8	2:15.510
2 -	1:09.862	2:34.153	39.557 193.5	4:23.572	7 -	24.584 260.2	2:24.954	29.578 196.7	3:19.116
3 -	24.912 250.5	1:28.698	29.305 196.7	2:22.915	8 -	25.110 252.9	1:22.117	28.956 197.0	2:16.183
4 -	24.479 257.7	1:25.694	28.962 198.5	2:19.135	9 -	25.161 227.3	1:22.853	29.119 198.1	2:17.133
5 -	24.587 260.8	1:22.773	28.905 196.7	2:16.265					

Weather/Track: Overcast/Dry

www.mstworld.com

Results from UNISYS. Imagine it. Done.


Page 3 of 4

Circuito Da Guia

Circuit Length = 6.1200 km.

Start: 09:21 End: 09:46


Issued - 09:52 Sunday, 16 November 2003



50th Macau Grand Prix
RACE 1 - SECTOR ANALYSIS

(contd.)

32	Hiroki YOSHIMOTO		JPN		Dallara F302 Opel-Spiess								
1 -	33.117	242.6	2:11.449	51.391	3:35.957P	6 -	24.644	260.2	1:21.615	28.644	198.5	2:14.903	
2 -	2:07.826	244.3	1:32.557	34.794	194.2	7 -	24.621	260.2	1:23.063	28.803	198.1	2:16.487	
3 -	25.930	248.8	1:28.102	29.382	194.2	8 -	24.690	257.7	1:23.332	28.819	198.5	2:16.841	
4 -	24.733	259.6	1:24.961	28.955	196.3	9 -	24.382	236.8	1:23.683	28.813	196.7	2:16.878	
5 -	24.718	258.9	1:22.431	28.563	198.8	2:15.712	10 -	24.405	264.7	1:23.661	29.482	196.3	2:17.548
33	Ernesto VISO		VEN		Dallara F302 Honda-Mugen								
1 -	34.594	232.7	2:01.641	46.262	138.4	3:22.497	6 -	24.681	259.6	1:22.358	28.391	197.4	2:15.430
2 -	1:09.107		2:34.451	41.556	194.2	4:25.114	7 -	24.546	262.1	1:23.193	28.418	198.5	2:16.157
3 -	24.919	255.3	1:28.901	29.332	197.4	2:23.152	8 -	24.606	259.6	1:25.681	28.830	198.8	2:19.117
4 -	25.001	250.5	1:25.086	28.788	197.4	2:18.875	9 -	24.702	257.1	1:23.297	28.816	197.8	2:16.815
5 -	24.735	258.3	1:22.944	28.623	197.8	2:16.302	10 -	24.675	258.3	1:23.447	29.771	191.8	2:17.893
36	Fairuz FAUZY		MAL		Dallara F302 Honda-Mugen								
1 -	32.763	249.4	1:54.643	46.278	142.6	3:13.684	6 -	24.532	259.6	1:22.736	28.464	198.8	2:15.732
2 -	1:10.379		2:36.531	42.566	193.8	4:29.476	7 -	24.263	264.7	1:22.681	28.563	195.2	2:15.507
3 -	24.963	257.1	1:27.598	29.088	196.3	2:21.649	8 -	24.487	262.1	1:22.486	28.376	199.2	2:15.349
4 -	24.564	259.6	1:24.437	28.701	196.3	2:17.702	9 -	24.298	256.5	1:22.685	28.363	200.3	2:15.346
5 -	24.549	260.8	1:23.120	28.556	197.4	2:16.225	10 -	24.478	252.3	1:24.593	28.611	197.4	2:17.682
37	Pierre KAFFER		GER		Dallara F303 Toyota Tom's								
38	Michael HO		MAC		Dallara F302 Toyota Tom's								
1 -	37.413	232.2	2:03.075	45.807	150.6	3:26.295	6 -	25.087	252.9	1:24.401	29.086	197.8	2:18.574
2 -	1:09.752		2:34.306	38.648	191.4	4:22.706	7 -	25.144	253.5	1:24.839	29.164	198.5	2:19.147
3 -	25.759	244.3	1:28.580	29.593	195.6	2:23.932	8 -	25.151	253.5	1:23.962	29.143	198.8	2:18.256
4 -	24.965	253.5	1:27.574	29.454	196.7	2:21.993	9 -	25.140	251.7	1:25.539	29.237	197.4	2:19.916
5 -	25.020	255.9	1:25.179	29.163	197.8	2:19.362	10 -	25.215	250.5	1:25.844	29.369	198.1	2:20.428



50th Macau Grand Prix RACE 1 - SPEED TRAP - FINISH LINE


POS	NO	CL	NAME	NAT	ENTRY	KPH
1	36		Fairuz FAUZY	MAL	Dallara F302 Honda-Mugen	200.3
2	9		James COURTNEY	AUS	Dallara F302 Toyota-Tom's	199.6
3	1		Ryan BRISCOE	AUS	Dallara F303 Opel-Spiess	199.2
4	27		Lewis HAMILTON	GBR	Dallara F302 Honda-Mugen	199.2
5	10		Tatsuya KATAOKA	JPN	Dallara F302 Toyota-Tom's	199.2
6	11		Richard ANTINUCCI	USA	Dallara F302/3 Renault-Sodemo	199.2
7	12		Nelson PIQUET JR	BRA	Dallara F302/3 Renault-Sodemo	198.8
8	38		Michael HO	MAC	Dallara F302 Toyota Tom's	198.8
9	33		Ernesto VISO	VEN	Dallara F302 Honda-Mugen	198.8
10	15		Andrew THOMPSON	GBR	Dallara F302/3 Renault-Sodemo	198.8
11	17		Nicolas LAPIERRE	FRA	Dallara F302 Renault-Sodemo	198.8
12	20		Robert DOORNBOS	NED	Dallara F302/3 Opel-Spiess	198.8
13	31		Pedro BARRAL	ESP	Dallara F302 Opel-Spiess	198.8
14	32		Hiroki YOSHIMOTO	JPN	Dallara F302 Opel-Spiess	198.8
15	25		Robert KUBICA	POL	Dallara F302 Opel-Spiess	198.5
16	16		Fabio CARBONE	BRA	Dallara F302 Renault-Sodemo	197.8
17	19		Robert AUSTIN	GBR	Dallara F302/3 Opel-Spiess	197.8
18	2		Katsuyuki HIRANAKA	JPN	Dallara F302 Opel-Spiess	197.4
19	26		Marco BONANOMI	ITA	Dallara F302 Opel-Spiess	193.5
20	28		LEI Kit Meng	MAC	Dallara F302 Honda-Mugen	191.1
21	18		César CAMPANICO	POR	Dallara F302 Renault-Sodemo	189.8
22	29		Joseph Rosa MERSZEI	MAC	Dallara F302 Honda-Mugen	188.8

Weather/Track: Overcast/Dry

www.mstworld.com

Results from UNISYS. Imagine it. Done.

Circuito Da Guia
Circuit Length = 6.1200 km.
Start: 09:21 End: 09:46
Issued - 10:02 Sunday, 16 November 2003



**50th Macau Grand Prix
RACE 1 - SPEED TRAP - SECTOR 1**

(contd.)

POS	NO	CL	NAME	NAT	ENTRY	KPH
1	1		Ryan BRISCOE	AUS	Dallara F303 Opel-Spiess	267.3
2	11		Richard ANTINUCCI	USA	Dallara F302/3 Renault-Sodemo	266.6
3	10		Tatsuya KATAOKA	JPN	Dallara F302 Toyota-Tom's	266.0
4	25		Robert KUBICA	POL	Dallara F302 Opel-Spiess	266.0
5	32		Hiroki YOSHIMOTO	JPN	Dallara F302 Opel-Spiess	264.7
6	36		Fairuz FAUZY	MAL	Dallara F302 Honda-Mugen	264.7
7	9		James COURTNEY	AUS	Dallara F302 Toyota-Tom's	264.0
8	16		Fabio CARBONE	BRA	Dallara F302 Renault-Sodemo	263.4
9	27		Lewis HAMILTON	GBR	Dallara F302 Honda-Mugen	263.4
10	33		Ernesto VISO	VEN	Dallara F302 Honda-Mugen	262.1
11	31		Pedro BARRAL	ESP	Dallara F302 Opel-Spiess	261.5
12	15		Andrew THOMPSON	GBR	Dallara F302/3 Renault-Sodemo	260.8
13	17		Nicolas LAPIERRE	FRA	Dallara F302 Renault-Sodemo	260.2
14	19		Robert AUSTIN	GBR	Dallara F302/3 Opel-Spiess	260.2
15	2		Katsuyuki HIRANAKA	JPN	Dallara F302 Opel-Spiess	259.6
16	20		Robert DOORNBOS	NED	Dallara F302/3 Opel-Spiess	257.7
17	26		Marco BONANOMI	ITA	Dallara F302 Opel-Spiess	257.1
18	38		Michael HO	MAC	Dallara F302 Toyota Tom's	255.9
19	12		Nelson PIQUET JR	BRA	Dallara F302/3 Renault-Sodemo	254.1
20	18		César CAMPANICO	POR	Dallara F302 Renault-Sodemo	254.1
21	28		LEI Kit Meng	MAC	Dallara F302 Honda-Mugen	253.5
22	29		Joseph Rosa MERSZEI	MAC	Dallara F302 Honda-Mugen	248.2
23	5		Alvaro PARENTE	POR	Dallara F302/3 Honda-Mugen	247.1
24	23		Paolo MONTIN	ITA	Dallara F303 Nissan-Tomei	246.5
25	37		Pierre KAFFER	GER	Dallara F303 Toyota Tom's	243.7
26	6		Nico ROSBERG	FIN	Dallara F302/3 Honda-Mugen	241.6
27	30		Danny WATTS	GBR	Dallara F302 Honda-Mugen	153.6

Weather/Track: Overcast/Dry

www.mstworld.com

Results from UNISYS. Imagine it. Done.

Circuito Da Guia
Circuit Length = 6.1200 km.
Start: 09:21 End: 09:46
Issued - 10:02 Sunday, 16 November 2003



50th Macau Grand Prix
RACE - LEG 1 - BEST SECTOR TIMES

SECTOR 1				SECTOR 2				SECTOR 3				IDEAL / BEST COMPARISON			
POS	NO	NAME	TIME	NO	NAME	TIME	NO	NAME	TIME	POS	NO	NAME	IDEAL	BEST	DIFF
1	11	ANTINUCCI	24.201	9	COURTNEY	1:20.068	9	COURTNEY	28.344	1	9	COURTNEY	2:12.871	2:13.381	0.510
2	10	KATAOKA	24.221	12	PIQUET	1:20.679	36	FAUZY	28.363	2	1	BRISCOE	2:13.738	2:14.204	0.466
3	1	BRISCOE	24.254	1	BRISCOE	1:21.055	10	KATAOKA	28.374	3	11	ANTINUCCI	2:13.798	2:14.217	0.419
4	36	FAUZY	24.263	17	LAPIERRE	1:21.210	11	ANTINUCCI	28.386	4	12	PIQUET	2:14.069	2:14.867	0.798
5	27	HAMILTON	24.326	11	ANTINUCCI	1:21.211	33	VISO	28.391	5	17	LAPIERRE	2:14.268	2:14.473	0.205
6	25	KUBICA	24.362	32	YOSHIMOTO	1:21.615	17	LAPIERRE	28.418	6	10	KATAOKA	2:14.301	2:14.377	0.076
7	32	YOSHIMOTO	24.382	27	HAMILTON	1:21.638	1	BRISCOE	28.429	7	27	HAMILTON	2:14.512	2:14.827	0.315
8	9	COURTNEY	24.459	10	KATAOKA	1:21.706	15	THOMPSON	28.452	8	32	YOSHIMOTO	2:14.560	2:14.903	0.343
9	31	BARRAL	24.479	2	HIRANAKA	1:21.823	25	KUBICA	28.455	9	25	KUBICA	2:14.871	2:15.281	0.410
10	20	DOORNBOS	24.507	16	CARBONE	1:21.969	20	DOORNBOS	28.466	10	15	THOMPSON	2:15.097	2:15.184	0.087
11	15	THOMPSON	24.543	25	KUBICA	1:22.054	12	PIQUET	28.486	11	16	CARBONE	2:15.111	2:15.263	0.152
12	33	VISO	24.546	15	THOMPSON	1:22.102	27	HAMILTON	28.548	12	36	FAUZY	2:15.112	2:15.346	0.234
13	16	CARBONE	24.549	31	BARRAL	1:22.117	32	YOSHIMOTO	28.563	13	31	BARRAL	2:15.199	2:15.510	0.311
14	19	AUSTIN	24.557	20	DOORNBOS	1:22.263	16	CARBONE	28.593	14	2	HIRANAKA	2:15.205	2:15.252	0.047
15	17	LAPIERRE	24.640	33	VISO	1:22.358	2	HIRANAKA	28.598	15	20	DOORNBOS	2:15.236	2:15.723	0.487
16	2	HIRANAKA	24.784	19	AUSTIN	1:22.431	31	BARRAL	28.603	16	33	VISO	2:15.295	2:15.430	0.135
17	12	PIQUET	24.904	36	FAUZY	1:22.486	19	AUSTIN	28.821	17	19	AUSTIN	2:15.809	2:16.279	0.470
18	38	HO	24.965	38	HO	1:23.962	38	HO	29.086	18	38	HO	2:18.013	2:18.256	0.243
19	26	BONANOMI	25.038	26	BONANOMI	1:24.464	26	BONANOMI	29.472	19	26	BONANOMI	2:18.974	2:19.025	0.051
20	28	LEI	25.141	18	CAMPANICO	1:27.515	18	CAMPANICO	30.049	20	18	CAMPANICO	2:22.850	2:22.850	0.000
21	18	CAMPANICO	25.286	28	LEI	1:28.914	28	LEI	30.490	21	28	LEI	2:24.545	2:24.937	0.392
22	29	MERSZEI	25.814	29	MERSZEI	1:30.981	29	MERSZEI	31.113	22	29	MERSZEI	2:27.908	2:29.157	1.249
23	30	WATTS	40.718	30	WATTS	2:27.883	30	WATTS	1:11.706	23	30	WATTS	4:20.307	4:20.307	0.000

Perfect Lap	2:12.613
-------------	----------

Weather/Track: Cloud/Dry

UNISYS. Imagine it. Done.

Circuito Da Guia
Circuit Length = 6.1200 km
Start: 09:21 End: 09:46



**50th Macau Grand Prix
GRID - RACE 2 - AMENDED**

ROW 15	22	YOKOMIZO			
ROW 14	23	MONTIN		5	PARENTE
ROW 13	37	KAFFER		6	ROSBERG
ROW 12	18	CAMPANICO		30	WATTS
ROW 11	10	KATAOKA		12	PIQUET JR
ROW 10	29	MERSZEI		31	BARRAL
ROW 9	26	BONANOMI		28	LEI
ROW 8	1	BRISCOE		38	HO
ROW 7	32	YOSHIMOTO		20	DOORNBOS
ROW 6	19	AUSTIN		33	VISO
ROW 5	21	QUINTARELLI		2	HIRANAKA
ROW 4	36	FAUZY		15	THOMPSON
ROW 3	27	HAMILTON		25	KUBICA
ROW 2	11	ANTINUCCI		16	CARBONE
ROW 1	9	COURTNEY		17	LAPIERRE


POLE

Car 22 added
Weather/Track: Overcast/Dry

Circuito Da Guia
Circuit Length = 6.1200 km.

Results from UNISYS. Imagine it. Done.

Race Director:	Steward:	Timekeeper:
----------------	----------	-------------



50th Macau Grand Prix COMBINED RACE CLASSIFICATION

POS	NO	CL	NAME	NAT	ENTRY	LAPS	GAP
1	17		Nicolas LAPIERRE	FRA	Dallara F302 Renault-Sodemo	25	
2	16		Fabio CARBONE	BRA	Dallara F302 Renault-Sodemo	25	5.416
3	2		Katsuyuki HIRANAKA	JPN	Dallara F302 Opel-Spiess	25	15.382
4	21		Ronnie QUINTARELLI	ITA	Dallara F302 Opel-Spiess	25	16.611
5	1		Ryan BRISCOE	AUS	Dallara F303 Opel-Spiess	25	27.649
6	32		Hiroki YOSHIMOTO	JPN	Dallara F302 Opel-Spiess	25	51.813
7	38		Michael HO	MAC	Dallara F302 Toyota Tom's	25	1:49.249
8	19		Robert AUSTIN	GBR	Dallara F302/3 Opel-Spiess	25	2:05.596
9	36		Fairuz FAUZY	MAL	Dallara F302 Honda-Mugen	25	2:11.751
10	31		Pedro BARRAL	ESP	Dallara F302 Opel-Spiess	24	1 LAP
11	28		LEI Kit Meng	MAC	Dallara F302 Honda-Mugen	24	1 LAP
12	29		Joseph Rosa MERSZEI	MAC	Dallara F302 Honda-Mugen	24	1 LAP
13	26		Marco BONANOMI	ITA	Dallara F302 Opel-Spiess	23	2 LAPS
14	12		Nelson PIQUET JR	BRA	Dallara F302/3 Renault-Sodemo	22	3 LAPS
15	10		Tatsuya KATAOKA	JPN	Dallara F302 Toyota-Tom's	22	3 LAPS
16	20		Robert DOORNBOS	NED	Dallara F302/3 Opel-Spiess	22	3 LAPS
NOT CLASSIFIED							
9			James COURTNEY	AUS	Dallara F302 Toyota-Tom's	20	D.N.F.
18			César CAMPANICO	POR	Dallara F302 Renault-Sodemo	18	D.N.F.
30			Danny WATTS	GBR	Dallara F302 Honda-Mugen	16	D.N.F.
37			Pierre KAFFER	GER	Dallara F303 Toyota Tom's	15	D.N.F.
23			Paolo MONTIN	ITA	Dallara F303 Nissan-Tomei	15	D.N.F.
22			Naoki YOKOMIZO	JPN	Dallara F302 Opel-Spiess	15	D.N.F.
33			Ernesto VISO	VEN	Dallara F302 Honda-Mugen	13	D.N.F.
27			Lewis HAMILTON	GBR	Dallara F302 Honda-Mugen	13	D.N.F.
11			Richard ANTINUCCI	USA	Dallara F302/3 Renault-Sodemo	10	D.N.F.
25			Robert KUBICA	POL	Dallara F302 Opel-Spiess	10	D.N.F.
15			Andrew THOMPSON	GBR	Dallara F302/3 Renault-Sodemo	10	D.N.F.
6			Nico ROSBERG	FIN	Dallara F302/3 Honda-Mugen	9	D.N.F.
5			Alvaro PARENTE	POR	Dallara F302/3 Honda-Mugen	6	D.N.F.

Weather/Track: Overcast/Dry

Circuito Da Guia
Circuit Length = 6.1200 km.

Race Director:	Stewards:	Timekeeper:
----------------	-----------	-------------



50th Macau Grand Prix RACE CLASSIFICATION - LEG 2

POS	NO	CL	NAME	NAT	ENTRY	TIME	LAPS	GAP	KPH	BEST
1	17		Nicolas LAPIERRE	FRA	Dallara F302 Renault-Sodemo	37:00.778	15		148.81	2:13.324
2	16		Fabio CARBONE	BRA	Dallara F302 Renault-Sodemo	37:06.194	15	5.416	148.45	2:13.503
3	2		Katsuyuki HIRANAKA	JPN	Dallara F302 Opel-Spiess	37:16.160	15	15.382	147.78	2:14.400
4	21		Ronnie QUINTARELLI	ITA	Dallara F302 Opel-Spiess	37:17.389	15	16.611	147.70	2:14.388
5	37		Pierre KAFFER	GER	Dallara F303 Toyota Tom's	37:17.444	15	16.666	147.70	2:13.804
6	23		Paolo MONTIN	ITA	Dallara F303 Nissan-Tomei	37:22.889	15	22.111	147.34	2:13.465
7	1		Ryan BRISCOE	AUS	Dallara F302 Opel-Spiess	37:28.427	15	27.649	146.98	2:14.333
8	12		Nelson PIQUET JR	BRA	Dallara F302 Renault-Sodemo	37:42.245	15	41.467	146.08	2:13.131
9	18		César CAMPANICO	POR	Dallara F302 Renault-Sodemo	37:46.524	15	45.746	145.80	2:14.209
10	30		Danny WATTS	GBR	Dallara F302 Honda-Mugen	37:46.643	15	45.865	145.80	2:14.266
11	32		Hiroki YOSHIMOTO	JPN	Dallara F302 Opel-Spiess	37:52.591	15	51.813	145.42	2:15.518
12	22		Naoki YOKOMIZO	JPN	Dallara F302 Opel-Spiess	38:08.842	15	1:08.064	144.38	2:16.493
13	31		Pedro BARRAL	ESP	Dallara F302 Opel-Spiess	38:47.863	15	1:47.085	141.96	2:18.575
14	38		Michael HO	MAC	Dallara F302 Toyota Tom's	38:50.027	15	1:49.249	141.83	2:19.341
15	19		Robert AUSTIN	GBR	Dallara F302/3 Opel-Spiess	39:06.374	15	2:05.596	140.84	2:17.910
16	36		Fairuz FAUZY	MAL	Dallara F302 Honda-Mugen	39:12.529	15	2:11.751	140.47	2:14.058
17	10		Tatsuya KATAOKA	JPN	Dallara F302 Toyota-Tom's	35:05.594	14	1 LAP	146.49	2:13.961
18	28		LEI Kit Meng	MAC	Dallara F302 Honda-Mugen	37:49.372	14	1 LAP	135.91	2:25.244
19	29		Joseph Rosa MERSZEI	MAC	Dallara F302 Honda-Mugen	39:31.296	14	1 LAP	130.07	2:31.872
20	26		Marco BONANOMI	ITA	Dallara F302 Opel-Spiess	37:32.463	13	2 LAPS	127.15	2:19.588

NOT CLASSIFIED

20			Robert DOORNBOS	NED	Dallara F302/3 Opel-Spiess	30:26.330	12	D.N.F.	144.76	2:13.637
9			James COURTNEY	AUS	Dallara F302 Toyota-Tom's	25:46.212	10	D.N.F.	142.49	2:12.937
6			Nico ROSBERG	FIN	Dallara F302/3 Honda-Mugen	24:10.334	9	D.N.F.	136.71	2:14.686
5			Alvaro PARENTE	POR	Dallara F302/3 Honda-Mugen	18:47.640	6	D.N.F.	117.22	2:20.689
33			Ernesto VISO	VEN	Dallara F302 Honda-Mugen	10:13.408	3	D.N.F.	107.75	2:25.183
27			Lewis HAMILTON	GBR	Dallara F302 Honda-Mugen	11:43.045	3	D.N.F.	94.01	3:23.151
11			Richard ANTINUCCI	USA	Dallara F302/3 Renault-Sodemo		0	D.N.F.	N/A	
25			Robert KUBICA	POL	Dallara F302 Opel-Spiess		0	D.N.F.	N/A	
15			Andrew THOMPSON	GBR	Dallara F302/3 Renault-Sodemo		0	D.N.F.	N/A	

FASTEST LAP

9			James COURTNEY		Dallara F302 Toyota-Tom's	2:12.937	10	165.73kph	102.98mph
---	--	--	----------------	--	---------------------------	----------	----	-----------	-----------

Weather/Track: Cloudy/Dry

Results from UNISYS. Imagine it. Done.

Circuito Da Guia


Circuit Length = 6.1200 km.

Start: 16:00 End: 16:37

Race Director:


Steward:

Timekeeper:



**50th Macau Grand Prix
RACE 2 - LAP CHART**


Lap 1			Lap 2			Lap 3			Lap 4			Lap 5		
No	Behind	Laptime	No	Behind	Laptime	No	Behind	Laptime	No	Behind	Laptime	No	Behind	Laptime
9		3:21.863	9		4:23.277	9		2:18.944	9		2:16.453	9		2:16.315
17	0.622	3:22.485	17	0.628	4:23.283	17	0.541	2:18.857	17	0.707	2:16.619	17	1.343	2:16.951
27	1.288	3:23.151	16	2.012	4:23.340	16	2.753	2:19.685	16	3.091	2:16.791	16	2.709	2:15.933
16	1.949	3:23.812	27	2.111	4:24.100	2	3.584	2:20.359	2	4.371	2:17.240	2	4.543	2:16.487
2	2.906	3:24.769	2	2.169	4:22.540	20	4.452	2:19.985	20	5.694	2:17.695	20	6.859	2:17.480
19	4.062	3:25.925	19	2.909	4:22.124	21	5.359	2:20.732	21	6.827	2:17.921	21	7.972	2:17.460
33	5.354	3:27.217	33	3.085	4:21.008	19	9.059	2:25.094	1	9.998	2:16.940	1	10.313	2:16.630
20	6.039	3:27.902	20	3.411	4:20.649	33	9.324	2:25.183	10	12.146	2:18.082	10	13.335	2:17.504
21	6.738	3:28.601	21	3.571	4:20.110	1	9.511	2:24.708	19	15.823	2:23.217	37	15.951	2:16.201
1	7.542	3:29.405	1	3.747	4:19.482	26	10.155	2:24.865	37	16.065	2:21.862	19	20.459	2:20.951
26	8.025	3:29.888	26	4.234	4:19.486	10	10.517	2:23.948	26	16.472	2:22.770	36	20.755	2:20.357
36	8.618	3:30.481	36	5.139	4:19.798	37	10.656	2:23.941	36	16.713	2:21.784	23	21.083	2:20.399
10	9.230	3:31.093	10	5.513	4:19.560	36	11.382	2:25.187	23	16.999	2:21.040	6	21.867	2:20.363
37	10.091	3:31.954	37	5.659	4:18.845	30	12.147	2:25.105	6	17.819	2:20.176	26	22.802	2:22.645
30	10.994	3:32.857	30	5.986	4:18.269	23	12.412	2:23.516	30	18.181	2:22.487	30	22.932	2:21.066
31	11.874	3:33.737	31	6.801	4:18.204	31	13.298	2:25.441	18	18.707	2:21.190	18	23.299	2:20.907
18	13.365	3:35.228	18	7.437	4:17.349	18	13.970	2:25.477	12	19.083	2:20.431	12	23.391	2:20.623
23	14.815	3:36.678	23	7.840	4:16.302	6	14.096	2:24.928	5	19.581	2:21.477	5	23.955	2:20.689
6	15.954	3:37.817	6	8.112	4:15.435	5	14.557	2:24.896	31	24.328	2:27.483	22	28.622	2:20.398
5	17.515	3:39.378	5	8.605	4:14.367	12	15.105	2:24.782	22	24.539	2:24.313	32	28.803	2:20.216
12	18.211	3:40.074	12	9.267	4:14.333	22	16.679	2:24.178	32	24.902	2:22.029	31	32.884	2:24.871
38	19.084	3:40.947	38	11.467	4:15.660	32	19.326	2:22.562	38	31.650	2:25.401	38	40.225	2:24.890
22	20.700	3:42.563	22	11.445	4:14.022	38	22.702	2:30.179	28	42.455	2:28.277	28	57.654	2:31.514
28	21.521	3:43.384	28	15.616	4:17.372	28	30.631	2:33.959	29	1:02.826	2:37.921	29	1:26.691	2:40.180
32	22.546	3:44.409	32	15.708	4:16.439	29	41.358	2:40.993						
29	23.323	3:45.186	29	19.309	4:19.263	27	1:38.961	3:55.794P						



50th Macau Grand Prix
RACE 2 - LAP CHART

(contd.)

Lap 6			Lap 7			Lap 8			Lap 9			Lap 10		
No	Behind	Laptime	No	Behind	Laptime	No	Behind	Laptime	No	Behind	Laptime	No	Behind	Laptime
9		2:15.342	9		2:14.228	9		2:13.580	9		2:13.273	9		2:12.937
17	0.602	2:14.601	17	0.529	2:14.155	17	1.184	2:14.235	17	1.235	2:13.324	17	1.901	2:13.603
16	2.326	2:14.959	16	2.719	2:14.621	16	3.108	2:13.969	16	4.310	2:14.475	16	4.876	2:13.503
2	5.482	2:16.281	2	6.854	2:15.600	2	7.674	2:14.400	20	9.761	2:14.854	20	10.619	2:13.795
20	7.656	2:16.139	20	8.123	2:14.695	20	8.180	2:13.637	2	10.589	2:16.188	2	12.074	2:14.422
21	8.515	2:15.885	21	9.444	2:15.157	21	10.252	2:14.388	21	11.711	2:14.732	21	13.522	2:14.748
1	10.020	2:15.049	1	10.125	2:14.333	1	11.449	2:14.904	1	14.958	2:16.782	1	18.096	2:16.075
10	13.512	2:15.519	10	14.155	2:14.871	10	14.536	2:13.961	10	16.295	2:15.032	10	18.492	2:15.134
37	15.482	2:14.873	37	15.779	2:14.525	37	16.035	2:13.836	37	16.657	2:13.895	37	18.673	2:14.953
23	20.861	2:15.120	23	21.306	2:14.673	23	21.936	2:14.210	23	22.519	2:13.856	23	23.047	2:13.465
19	24.686	2:19.569	6	29.715	2:18.750	12	33.600	2:16.992	29	1 LAP	2:47.595	12	34.763	2:13.308
6	25.193	2:18.668	19	29.966	2:19.508	19	35.450	2:19.064	12	34.392	2:14.065	30	43.003	2:15.592
30	25.902	2:18.312	12	30.188	2:18.230	6	35.646	2:19.511	6	37.059	2:14.686	18	43.507	2:15.646
12	26.186	2:18.137	30	30.396	2:18.722	30	36.011	2:19.195	19	40.087	2:17.910	32	46.054	2:17.477
18	28.572	2:20.615	18	31.367	2:17.023	18	36.454	2:18.667	30	40.348	2:17.610	22	55.516	2:17.682
26	32.287	2:24.827	32	34.875	2:16.618	32	37.744	2:16.449	18	40.798	2:17.617	29	1 LAP	2:41.964
32	32.485	2:19.024	26	37.979	2:19.920	26	43.987	2:19.588	32	41.514	2:17.043	19	1:09.993	2:42.843P
22	34.375	2:21.095	22	38.960	2:18.813	22	44.295	2:18.915	22	50.771	2:19.749	31	1:18.100	2:24.704
31	41.199	2:23.657	31	48.677	2:21.706	31	57.787	2:22.690	26	1:02.559	2:31.845	38	1:22.441	2:22.535
36	43.956	2:38.543P	38	57.912	2:22.695	38	1:05.265	2:20.933	31	1:06.333	2:21.819	26	1:28.232	2:38.610
38	49.445	2:24.562	28	1:24.902	2:27.105	28	1:37.076	2:25.754	38	1:12.843	2:20.851	28	2:01.642	2:25.244
28	1:12.025	2:29.713	36	2:04.012	3:34.284	36	2:07.603	2:17.171	28	1:49.335	2:25.532	36	2:11.858	2:14.771
29	1:47.609	2:36.260	29	2:09.562	2:36.181				36	2:10.024	2:15.694			
5	1:55.446	3:46.833P												



**50th Macau Grand Prix
RACE 2 - LAP CHART**

(contd.)

Lap 11			Lap 12			Lap 13			Lap 14			Lap 15		
No	Behind	Laptime	No	Behind	Laptime	No	Behind	Laptime	No	Behind	Laptime	No	Behind	Laptime
17		2:13.784	17		2:14.426	17		2:14.435	17		2:14.350	17		2:15.670
16	3.682	2:14.491	16	4.176	2:14.920	16	4.792	2:15.051	16	4.986	2:14.544	16	5.416	2:16.100
20	9.136	2:14.202	20	10.007	2:15.297	28	1 LAP	2:28.267	2	16.501	2:15.787	2	15.382	2:14.551
2	11.904	2:15.515	2	14.183	2:16.705	2	15.064	2:15.316	21	17.308	2:15.894	21	16.611	2:14.973
21	13.265	2:15.428	21	15.316	2:16.477	21	15.764	2:14.883	37	18.532	2:15.102	37	16.666	2:13.804
10	16.925	2:14.118	10	17.637	2:15.138	10	17.720	2:14.518	10	20.486	2:17.116	23	22.111	2:14.682
37	17.546	2:14.558	37	17.943	2:14.823	37	17.780	2:14.272	23	23.099	2:15.125	1	27.649	2:17.237
1	21.116	2:18.705	23	22.584	2:15.336	23	22.324	2:14.175	26	2 LAPS	3:29.250	26	2 LAPS	2:23.244
23	21.674	2:14.312	1	23.548	2:16.858	1	24.459	2:15.346	1	26.082	2:15.973	12	41.467	2:22.244
12	35.055	2:15.977	12	34.379	2:13.750	12	33.075	2:13.131	28	1 LAP	2:32.330	18	45.746	2:18.347
18	42.279	2:14.457	18	43.257	2:15.404	18	43.031	2:14.209	12	34.893	2:16.168	30	45.865	2:17.468
30	43.434	2:16.116	30	44.201	2:15.193	30	44.032	2:14.266	18	43.069	2:14.388	28	1 LAP	2:33.101
32	46.583	2:16.214	32	48.296	2:16.139	32	49.720	2:15.859	30	44.067	2:14.385	32	51.813	2:16.595
22	57.309	2:17.478	22	1:00.206	2:17.323	22	1:02.264	2:16.493	32	50.888	2:15.518	22	1:08.064	2:18.760
29	1 LAP	2:33.579	26	1 LAP	4:25.525P	31	1:38.484	2:20.641	22	1:04.974	2:17.060	31	1:47.085	2:18.575
31	1:26.165	2:23.750	31	1:32.278	2:20.539	38	1:40.154	2:19.341	31	1:44.180	2:20.046	38	1:49.249	2:19.492
38	1:28.216	2:21.460	38	1:35.248	2:21.458	19	1:55.556	2:19.380	38	1:45.427	2:19.623	19	2:05.596	2:20.437
19	1:44.487	2:50.179	29	1 LAP	2:35.194	29	1 LAP	2:32.993	19	2:00.829	2:19.623	36	2:11.751	2:14.786
36	2:12.803	2:16.630	19	1:50.611	2:20.550	36	2:12.451	2:14.058	36	2:12.635	2:14.534	29	1 LAP	2:31.872
28	2:13.777	2:27.820	36	2:12.828	2:14.451				29	1 LAP	2:32.115			



50th Macau Grand Prix RACE 2 - SECTOR ANALYSIS

1	Ryan BRISCOE		AUS		Dallara F303 Opel-Spiess				
1	32.973 204.1	1:59.193	57.239	3:29.405	9	24.891 257.7	1:22.855	29.036 191.4	2:16.782
2	1:13.621 86.3	2:24.752	41.109 195.6	4:19.482	10	25.170 256.5	1:22.066	28.839 196.0	2:16.075
3	25.180 252.3	1:29.850	29.678 195.2	2:24.708	11	26.368 240.0	1:23.146	29.191 195.2	2:18.705
4	24.547 257.1	1:23.541	28.852 196.7	2:16.940	12	25.243 254.1	1:22.667	28.948 194.2	2:16.858
5	24.909 256.5	1:23.071	28.650 197.8	2:16.630	13	24.825 259.6	1:21.732	28.789 194.9	2:15.346
6	24.748 258.3	1:21.777	28.524 197.8	2:15.049	14	24.811 258.9	1:22.233	28.929 194.9	2:15.973
7	24.673 259.6	1:21.090	28.570 198.5	2:14.333	15	24.881 258.3	1:23.514	28.842 193.5	2:17.237
8	24.406 263.4	1:21.747	28.751 194.9	2:14.904					
2	Katsuyuki HIRANAKA		JPN		Dallara F302 Opel-Spiess				
1	32.069 246.5	1:52.808	59.892 97.1	3:24.769	9	24.925 256.5	1:22.710	28.553 196.7	2:16.188
2	1:12.044	2:25.687	44.809 182.1	4:22.540	10	24.675 260.8	1:21.348	28.399 197.4	2:14.422
3	25.266 258.3	1:25.967	29.126 194.5	2:20.359	11	24.769 258.9	1:21.258	29.488 195.6	2:15.515
4	24.809 260.2	1:23.535	28.896 195.6	2:17.240	12	24.846 257.7	1:23.018	28.841 196.3	2:16.705
5	24.805 258.9	1:22.921	28.761 196.0	2:16.487	13	24.917 258.3	1:21.437	28.962 197.4	2:15.316
6	24.833 258.9	1:22.451	28.997 196.0	2:16.281	14	24.755 259.6	1:22.287	28.745 195.2	2:15.787
7	24.910 257.7	1:21.857	28.833 196.3	2:15.600	15	25.045 256.5	1:20.831	28.675 196.7	2:14.551
8	24.847 258.9	1:20.863	28.690 194.2	2:14.400					
5	Alvaro PARENTE		POR		Dallara F302/3 Honda-Mugen				
1	36.104 235.8	2:09.686	53.588	3:39.378	4	24.957 253.5	1:27.657	28.863 199.2	2:21.477
2	1:17.404	2:24.190	32.773 196.0	4:14.367	5	24.462 259.6	1:27.413	28.814 199.2	2:20.689
3	24.984 248.8	1:30.842	29.070 200.0	2:24.896	6	24.277 254.7	2:18.111	1:04.445	3:46.833P
6	Nico ROSBERG		FIN		Dallara F302/3 Honda-Mugen				
1	35.157 238.4	2:09.870	52.790 85.3	3:37.817	6	24.438 260.8	1:25.345	28.885 199.6	2:18.668
2	1:17.589	2:23.955	33.891 197.0	4:15.435	7	24.639 258.9	1:24.796	29.315 194.5	2:18.750
3	24.409 258.3	1:31.253	29.266 194.9	2:24.928	8	25.186 251.7	1:25.210	29.115 198.8	2:19.511
4	24.613 261.5	1:26.623	28.940 196.7	2:20.176	9	24.794 254.1	1:21.137	28.755 198.8	2:14.686
5	24.415 263.4	1:27.061	28.887 197.8	2:20.363					
9	James COURTNEY		AUS		Dallara F302 Toyota-Tom's				
1	30.359 251.1	1:51.254	1:00.250 92.9	3:21.863	6	24.680 258.3	1:22.012	28.650 198.5	2:15.342
2	1:10.591	2:26.233	46.453 192.5	4:23.277	7	24.674 257.7	1:20.976	28.578 198.5	2:14.228
3	25.207 253.5	1:24.848	28.889 196.0	2:18.944	8	24.594 259.6	1:20.624	28.362 200.0	2:13.580
4	24.881 257.1	1:22.890	28.682 197.0	2:16.453	9	24.472 262.1	1:20.559	28.242 198.1	2:13.273
5	24.768 257.1	1:22.872	28.675 197.8	2:16.315	10	24.589 260.2	1:20.089	28.259 200.3	2:12.937
10	Tatsuya KATAOKA		JPN		Dallara F302 Toyota-Tom's				
1	33.348 232.7	2:03.035	54.710	3:31.093	8	24.311 262.7	1:21.225	28.425 199.6	2:13.961
2	1:15.726	2:24.336	39.498 194.5	4:19.560	9	24.349 264.7	1:22.398	28.285 198.8	2:15.032
3	24.488 234.2	1:29.931	29.529 196.0	2:23.948	10	24.272 266.0	1:22.306	28.556 197.4	2:15.134
4	24.242 255.9	1:24.675	29.165 197.0	2:18.082	11	24.281 262.1	1:21.026	28.811 198.8	2:14.118
5	24.444 263.4	1:24.262	28.798 197.4	2:17.504	12	24.422 262.7	1:22.358	28.358 199.2	2:15.138
6	24.432 264.7	1:22.512	28.575 197.4	2:15.519	13	24.380 262.1	1:21.204	28.934 196.0	2:14.518
7	24.398 263.4	1:22.006	28.467 198.8	2:14.871	14	24.791 262.1	1:23.212	29.113 195.6	2:17.116

Weather/Track: Cloudy/Dry

www.mstworld.com

Results from UNISYS. Imagine it. Done.

Page 1 of 6

Circuito Da Guia

Circuit Length = 6.1200 km.

Start: 16:00 End: 16:37

Issued - 16:41 Sunday, 16 November 2003



50th Macau Grand Prix
RACE 2 - SECTOR ANALYSIS

(contd.)

11	Richard ANTINUCCI			USA	Dallara F302/3 Renault-Sodemo				
12	Nelson PIQUET JR			BRA	Dallara F302/3 Renault-Sodemo				
1	36.814 251.1	2:10.663	52.597 83.5	3:40.074	9 - 24.701 257.1	1:20.961	28.403 199.6	2:14.065	
2	1:17.903	2:23.943	32.487 194.2	4:14.333	10 - 24.736 255.3	1:20.257	28.315 200.0	2:13.308	
3	24.535 262.1	1:31.285	28.962 197.4	2:24.782	11 - 24.712 255.9	1:21.280	29.985 199.2	2:15.977	
4	24.248 266.6	1:27.335	28.848 197.0	2:20.431	12 - 24.732 256.5	1:20.603	28.415 199.6	2:13.750	
5	24.183 267.3	1:27.667	28.773 201.4	2:20.623	13 - 24.757 255.3	1:19.999	28.375 199.6	2:13.131	
6	24.666 257.1	1:24.472	28.999 197.4	2:18.137	14 - 24.699 256.5	1:20.641	30.828 183.3	2:16.168	
7	24.345 262.1	1:24.460	29.425 195.6	2:18.230	15 - 25.385 255.3	1:28.063	28.796 198.5	2:22.244	
8	24.690 257.7	1:23.782	28.520 200.7	2:16.992					
15	Andrew THOMPSON			GBR	Dallara F302/3 Renault-Sodemo				
16	Fabio CARBONE			BRA	Dallara F302 Renault-Sodemo				
1	30.986 252.3	1:52.855	59.971 89.8	3:23.812	9 - 24.373 263.4	1:21.780	28.322 199.6	2:14.475	
2	1:12.126	2:25.672	45.542 186.8	4:23.340	10 - 24.531 260.8	1:20.658	28.314 199.2	2:13.503	
3	25.060 258.9	1:25.565	29.060 196.0	2:19.685	11 - 24.499 260.8	1:20.485	29.507 198.1	2:14.491	
4	24.751 260.2	1:23.357	28.683 198.5	2:16.791	12 - 24.588 258.9	1:21.697	28.635 198.8	2:14.920	
5	24.579 260.2	1:22.692	28.662 197.0	2:15.933	13 - 24.533 261.5	1:22.004	28.514 198.8	2:15.051	
6	24.517 262.1	1:21.851	28.591 198.1	2:14.959	14 - 24.560 260.2	1:21.453	28.531 198.1	2:14.544	
7	24.499 261.5	1:21.577	28.545 198.1	2:14.621	15 - 24.593 260.8	1:22.630	28.877 183.0	2:16.100	
8	24.480 262.1	1:21.209	28.280 200.7	2:13.969					
17	Nicolas LAPIERRE			FRA	Dallara F302 Renault-Sodemo				
1	30.452 257.1	1:51.801	1:00.232 96.4	3:22.485	9 - 24.414 264.7	1:20.506	28.404 197.4	2:13.324	
2	1:10.697 72.0	2:26.407	46.179 192.5	4:23.283	10 - 24.510 262.7	1:20.665	28.428 198.8	2:13.603	
3	24.778 262.7	1:24.965	29.114 194.2	2:18.857	11 - 24.524 262.7	1:20.719	28.541 198.8	2:13.784	
4	24.587 264.0	1:23.193	28.839 197.4	2:16.619	12 - 24.582 261.5	1:21.283	28.561 198.1	2:14.426	
5	24.483 262.7	1:23.692	28.776 198.1	2:16.951	13 - 24.446 261.5	1:21.302	28.687 196.7	2:14.435	
6	24.521 262.1	1:21.507	28.573 198.8	2:14.601	14 - 24.575 260.8	1:21.242	28.533 198.8	2:14.350	
7	24.366 264.7	1:21.335	28.454 199.6	2:14.155	15 - 24.502 262.7	1:22.160	29.008 165.1	2:15.670	
8	24.261 266.0	1:21.512	28.462 198.5	2:14.235					
18	César CAMPANICO			POR	Dallara F302 Renault-Sodemo				
1	34.781 241.0	2:06.819	53.628 88.4	3:35.228	9 - 24.291 261.5	1:24.518	28.808 196.3	2:17.617	
2	1:17.529	2:24.282	35.538 192.8	4:17.349	10 - 24.370 260.2	1:22.518	28.758 197.4	2:15.646	
3	24.697 256.5	1:31.188	29.592 191.1	2:25.477	11 - 24.459 257.7	1:21.239	28.759 197.0	2:14.457	
4	25.092 260.8	1:26.900	29.198 197.0	2:21.190	12 - 24.805 255.9	1:21.982	28.617 197.8	2:15.404	
5	24.274 264.0	1:27.446	29.187 196.7	2:20.907	13 - 24.771 257.1	1:20.806	28.632 197.0	2:14.209	
6	24.752 255.3	1:25.364	30.499 192.1	2:20.615	14 - 24.797 257.1	1:20.918	28.673 197.0	2:14.388	
7	24.856 257.1	1:23.032	29.135 197.0	2:17.023	15 - 24.808 256.5	1:23.566	29.973 194.5	2:18.347	
8	24.550 258.9	1:25.328	28.789 197.0	2:18.667					

**50th Macau Grand Prix
RACE 2 - SECTOR ANALYSIS**

(contd.)

19	Robert AUSTIN			GBR	Dallara F302/3 Opel-Spiess				
1 -	32.651 245.4	1:53.352	59.922 85.7	3:25.925	9 -	24.978 258.3	1:23.855	29.077 195.2	2:17.910
2 -	1:12.005	2:25.722	44.397 188.8	4:22.124	10 -	25.052 258.9	1:31.162	46.629	2:42.843P
3 -	25.488 244.3	1:29.379	30.227 193.2	2:25.094	11 -	50.565 216.8	1:28.992	30.622 195.6	2:50.179
4 -	25.690 248.2	1:27.631	29.896 194.2	2:23.217	12 -	25.090 252.9	1:25.904	29.556 195.2	2:20.550
5 -	25.235 255.9	1:26.175	29.541 195.6	2:20.951	13 -	25.114 253.5	1:24.669	29.597 193.8	2:19.380
6 -	25.043 253.5	1:25.181	29.345 196.3	2:19.569	14 -	25.170 253.5	1:25.078	29.375 193.8	2:19.623
7 -	24.986 254.1	1:24.614	29.908 193.8	2:19.508	15 -	25.190 252.9	1:25.706	29.541 194.9	2:20.437
8 -	24.708 253.5	1:25.087	29.269 196.0	2:19.064					
20	Robert DOORBOS			NED	Dallara F302/3 Opel-Spiess				
1 -	32.909	1:55.539	59.454	3:27.902	7 -	24.836 256.5	1:21.227	28.632 198.1	2:14.695
2 -	1:12.446 77.9	2:25.690	42.513 191.4	4:20.649	8 -	24.652 258.3	1:20.648	28.337 201.1	2:13.637
3 -	25.011 250.0	1:25.802	29.172 197.0	2:19.985	9 -	24.412 257.1	1:21.960	28.482 198.8	2:14.854
4 -	24.714 258.3	1:23.992	28.989 197.8	2:17.695	10 -	24.902 255.3	1:20.441	28.452 200.0	2:13.795
5 -	24.770 257.7	1:23.933	28.777 197.0	2:17.480	11 -	24.867 254.1	1:20.077	29.258 198.5	2:14.202
6 -	24.830 256.5	1:22.598	28.711 197.0	2:16.139	12 -	24.878 255.3	1:21.798	28.621 197.8	2:15.297
21	Ronnie QUINTARELLI			ITA	Dallara F302 Opel-Spiess				
1 -	32.581 241.6	1:56.901	59.119	3:28.601	9 -	24.808 257.7	1:21.158	28.766 197.0	2:14.732
2 -	1:12.990 75.1	2:25.237	41.883 194.2	4:20.110	10 -	24.797 257.7	1:20.995	28.956 196.0	2:14.748
3 -	25.008 250.0	1:26.375	29.349 195.2	2:20.732	11 -	24.979 256.5	1:21.139	29.310 195.2	2:15.428
4 -	24.950 257.1	1:23.875	29.096 196.0	2:17.921	12 -	24.890 257.7	1:22.587	29.000 197.4	2:16.477
5 -	24.875 257.1	1:23.544	29.041 196.0	2:17.460	13 -	24.815 258.3	1:21.088	28.980 196.3	2:14.883
6 -	24.827 258.3	1:22.130	28.928 196.7	2:15.885	14 -	24.728 257.7	1:22.420	28.746 197.8	2:15.894
7 -	24.707 258.9	1:21.638	28.812 197.4	2:15.157	15 -	24.814 256.5	1:21.116	29.043 194.2	2:14.973
8 -	24.751 258.3	1:20.843	28.794 197.4	2:14.388					
22	Naoki YOKOMIZO			JPN	Dallara F302 Opel-Spiess				
1 -	37.078 237.3	2:13.224	52.261	3:42.563	9 -	25.805 246.5	1:24.739	29.205 192.8	2:19.749
2 -	1:19.153 72.4	2:22.997	31.872 168.2	4:14.022	10 -	25.324 252.9	1:22.938	29.420 191.8	2:17.682
3 -	27.211 248.8	1:27.145	29.822 190.8	2:24.178	11 -	25.345 251.7	1:22.501	29.632 189.8	2:17.478
4 -	25.201 254.7	1:29.112	30.000 193.5	2:24.313	12 -	25.432 250.5	1:22.415	29.476 194.5	2:17.323
5 -	24.924 257.1	1:26.020	29.454 191.8	2:20.398	13 -	25.337 251.1	1:22.011	29.145 192.5	2:16.493
6 -	25.495 252.9	1:26.113	29.487 193.5	2:21.095	14 -	25.378 251.1	1:22.392	29.290 192.5	2:17.060
7 -	25.053 255.3	1:24.350	29.410 193.5	2:18.813	15 -	25.445 250.5	1:24.076	29.239 191.8	2:18.760
8 -	24.990 257.1	1:24.486	29.439 194.9	2:18.915					
23	Paolo MONTIN			ITA	Dallara F303 Nissan-Tomei				
1 -	34.819 250.0	2:08.163	53.696 101.6	3:36.678	9 -	24.799 257.1	1:20.540	28.517 198.1	2:13.856
2 -	1:16.910	2:24.718	34.674 196.3	4:16.302	10 -	24.844 257.1	1:20.280	28.341 198.8	2:13.465
3 -	24.287 263.4	1:30.066	29.163 197.0	2:23.516	11 -	24.781 257.1	1:20.679	28.852 198.5	2:14.312
4 -	24.363 262.1	1:27.602	29.075 197.8	2:21.040	12 -	24.634 257.1	1:21.844	28.858 197.4	2:15.336
5 -	24.618 257.1	1:26.808	28.973 197.8	2:20.399	13 -	24.824 257.7	1:20.777	28.574 198.1	2:14.175
6 -	24.423 260.2	1:21.949	28.748 197.8	2:15.120	14 -	24.733 257.7	1:21.654	28.738 199.2	2:15.125
7 -	24.831 256.5	1:21.380	28.462 198.5	2:14.673	15 -	24.768 257.1	1:21.371	28.543 199.2	2:14.682
8 -	24.761 257.1	1:20.890	28.559 198.1	2:14.210					

Weather/Track: Cloudy/Dry

www.mstworld.com

Results from UNISYS. Imagine it. Done.


Page 3 of 6

Circuito Da Guia

Circuit Length = 6.1200 km.

Start: 16:00 End: 16:37


Issued - 16:41 Sunday, 16 November 2003



50th Macau Grand Prix
RACE 2 - SECTOR ANALYSIS

(contd.)


25	Robert KUBICA			POL	Dallara F302 Opel-Spiess					
26	Marco BONANOMI			ITA	Dallara F302 Opel-Spiess					
1 -	33.357 246.0	2:00.065	56.466	3:29.888	8 -	25.090 256.5	1:24.817	29.681 192.8	2:19.588	
2 -	1:14.883	2:23.853	40.750 192.8	4:19.486	9 -	25.787 246.0	1:32.268	33.790 185.8	2:31.845	
3 -	25.583 248.8	1:29.567	29.715 193.5	2:24.865	10 -	27.794 234.7	1:38.666	32.150 184.9	2:38.610	
4 -	25.072 256.5	1:28.121	29.577 194.5	2:22.770	11 -	41.276 91.7	2:41.492	1:02.757	4:25.525P	
5 -	25.216 254.1	1:27.360	30.069 192.8	2:22.645	12 -	1:23.318 237.3	1:35.140	30.792 192.8	3:29.250	
6 -	25.251 255.9	1:29.626	29.950 192.5	2:24.827	13 -	25.210 254.1	1:28.044	29.990 192.8	2:23.244	
7 -	25.393 256.5	1:24.986	29.541 194.2	2:19.920						
27	Lewis HAMILTON			GBR	Dallara F302 Honda-Mugen					
1 -	31.202 247.7	1:51.547	1:00.402 94.4	3:23.151	3 -	33.832 91.2	2:24.493	57.469	3:55.794P	
2 -	1:11.873 73.8	2:25.350	46.877 177.9	4:24.100						
28	LEI Kit Meng			MAC	Dallara F302 Honda-Mugen					
1 -	39.237 225.4	2:13.819	50.328 79.8	3:43.384	8 -	25.407 251.1	1:29.578	30.769 189.8	2:25.754	
2 -	1:19.972	2:24.103	33.297 181.5	4:17.372	9 -	25.512 251.1	1:29.075	30.945 191.4	2:25.532	
3 -	27.451 243.2	1:34.955	31.553 186.5	2:33.959	10 -	25.501 250.0	1:28.914	30.829 191.1	2:25.244	
4 -	25.603 251.1	1:31.425	31.249 188.8	2:28.277	11 -	25.470 249.4	1:31.016	31.334 186.5	2:27.820	
5 -	25.487 250.5	1:34.547	31.480 187.5	2:31.514	12 -	26.105 252.9	1:31.116	31.046 191.4	2:28.267	
6 -	25.533 250.5	1:32.947	31.233 187.8	2:29.713	13 -	25.436 250.0	1:35.703	31.191 188.1	2:32.330	
7 -	25.462 249.4	1:30.768	30.875 191.4	2:27.105	14 -	25.448 251.7	1:34.559	33.094 178.8	2:33.101	
29	Joseph Rosa MERSZEI			MAC	Dallara F302 Honda-Mugen					
1 -	45.800 193.5	2:10.398	48.988 85.7	3:45.186	8 -	26.742 230.7	1:48.416	32.437 185.2	2:47.595	
2 -	1:19.774	2:24.638	34.851 180.3	4:19.263	9 -	27.042 226.8	1:41.124	33.798 187.1	2:41.964	
3 -	27.709 236.3	1:40.598	32.686 184.6	2:40.993	10 -	26.553 240.5	1:32.798	34.228 185.8	2:33.579	
4 -	28.987 228.3	1:36.288	32.646 184.3	2:37.921	11 -	26.641 240.0	1:35.661	32.892 185.2	2:35.194	
5 -	26.934 231.2	1:39.953	33.293 183.9	2:40.180	12 -	26.703 226.8	1:33.114	33.176 186.8	2:32.993	
6 -	26.979 236.8	1:36.453	32.828 186.8	2:36.260	13 -	26.569 240.0	1:33.159	32.387 185.8	2:32.115	
7 -	26.846 237.8	1:36.918	32.417 186.8	2:36.181	14 -	27.868 235.8	1:32.429	31.575 184.3	2:31.872	
30	Danny WATTS			GBR	Dallara F302 Honda-Mugen					
1 -	34.163 236.8	2:04.878	53.816 87.8	3:32.857	9 -	24.651 257.1	1:24.106	28.853 196.7	2:17.610	
2 -	1:17.186	2:23.271	37.812 192.5	4:18.269	10 -	24.607 255.9	1:22.248	28.737 196.7	2:15.592	
3 -	24.756 260.8	1:30.970	29.379 194.5	2:25.105	11 -	25.038 252.9	1:22.061	29.017 195.6	2:16.116	
4 -	24.871 262.1	1:27.887	29.729 190.4	2:22.487	12 -	24.797 257.7	1:21.567	28.829 196.7	2:15.193	
5 -	24.563 262.7	1:27.138	29.365 196.3	2:21.066	13 -	24.780 257.1	1:20.743	28.743 197.0	2:14.266	
6 -	24.662 258.9	1:24.551	29.099 196.7	2:18.312	14 -	24.751 257.7	1:20.854	28.780 196.0	2:14.385	
7 -	24.677 255.9	1:24.942	29.103 197.0	2:18.722	15 -	24.781 257.7	1:22.873	29.814 197.0	2:17.468	
8 -	24.679 257.7	1:25.597	28.919 198.5	2:19.195						



50th Macau Grand Prix
RACE 2 - SECTOR ANALYSIS

(contd.)


31	Pedro BARRAL		ESP		Dallara F302 Opel-Spiess								
1 -	33.875	230.7	2:06.679	53.183	94.7	3:33.737	9 -	24.976	254.7	1:27.099	29.744	197.0	2:21.819
2 -	1:17.479		2:23.288	37.437	193.2	4:18.204	10 -	24.872	255.9	1:30.055	29.777	196.0	2:24.704
3 -	24.800	255.9	1:31.143	29.498	195.6	2:25.441	11 -	24.993	254.7	1:26.920	31.837	192.5	2:23.750
4 -	24.676	258.9	1:32.701	30.106	193.5	2:27.483	12 -	25.252	253.5	1:25.915	29.372	197.0	2:20.539
5 -	24.932	257.1	1:29.726	30.213	194.5	2:24.871	13 -	25.265	251.1	1:25.986	29.390	195.6	2:20.641
6 -	24.848	252.9	1:29.040	29.769	196.7	2:23.657	14 -	25.268	251.1	1:25.386	29.392	196.7	2:20.046
7 -	24.862	255.3	1:27.130	29.714	196.7	2:21.706	15 -	25.228	252.3	1:23.804	29.543	196.0	2:18.575
8 -	24.880	255.9	1:28.139	29.671	197.4	2:22.690							
32	Hiroki YOSHIMOTO		JPN		Dallara F302 Opel-Spiess								
1 -	46.930	244.3	2:08.050	49.429		3:44.409	9 -	24.527	259.6	1:23.635	28.881	197.8	2:17.043
2 -	1:19.927		2:23.795	32.717	188.8	4:16.439	10 -	24.456	261.5	1:24.129	28.892	197.4	2:17.477
3 -	24.984	257.1	1:28.211	29.367	195.6	2:22.562	11 -	24.710	257.1	1:22.295	29.209	197.8	2:16.214
4 -	24.719	258.3	1:27.379	29.931	194.5	2:22.029	12 -	24.698	258.3	1:22.505	28.936	198.8	2:16.139
5 -	24.817	259.6	1:26.138	29.261	193.5	2:20.216	13 -	24.740	257.7	1:22.421	28.698	199.2	2:15.859
6 -	24.687	257.7	1:24.742	29.595	197.8	2:19.024	14 -	24.729	255.3	1:21.872	28.917	197.4	2:15.518
7 -	25.044	252.9	1:22.528	29.046	197.0	2:16.618	15 -	24.823	255.9	1:23.043	28.729	198.1	2:16.595
8 -	24.690	257.7	1:22.913	28.846	199.6	2:16.449							
33	Ernesto VISO		VEN		Dallara F302 Honda-Mugen								
1 -	32.748	235.2	1:54.480	59.989		3:27.217	3 -	25.592	248.8	1:29.637	29.954	193.8	2:25.183
2 -	1:12.423	84.4	2:25.636	42.949	193.8	4:21.008							
36	Fairuz FAUZY		MAL		Dallara F302 Honda-Mugen								
1 -	32.769	223.1	2:02.092	55.620		3:30.481	9 -	24.991	254.1	1:21.885	28.818	197.4	2:15.694
2 -	1:15.195	72.3	2:24.760	39.843	191.1	4:19.798	10 -	24.953	254.7	1:21.355	28.463	198.8	2:14.771
3 -	25.327	246.5	1:30.575	29.285	196.3	2:25.187	11 -	24.858	255.3	1:22.004	29.768	196.0	2:16.630
4 -	24.600	259.6	1:27.809	29.375	197.4	2:21.784	12 -	24.981	255.3	1:21.011	28.459	197.4	2:14.451
5 -	24.737	253.5	1:26.383	29.237	197.0	2:20.357	13 -	24.948	254.1	1:20.720	28.390	198.8	2:14.058
6 -	24.828	250.5	1:25.550	48.165		2:38.543P	14 -	24.885	255.3	1:20.616	29.033	194.9	2:14.534
7 -	1:36.785	244.3	1:28.086	29.413	197.0	3:34.284	15 -	24.973	255.3	1:21.324	28.489	198.8	2:14.786
8 -	25.119	252.9	1:23.494	28.558	198.5	2:17.171							
37	Pierre KAFFER		GER		Dallara F303 Toyota Tom's								
1 -	33.831	235.2	2:03.916	54.207	90.5	3:31.954	9 -	24.581	258.9	1:21.070	28.244	201.1	2:13.895
2 -	1:16.076		2:24.259	38.510	197.0	4:18.845	10 -	24.220	264.7	1:22.340	28.393	202.2	2:14.953
3 -	24.727	255.3	1:29.830	29.384	198.5	2:23.941	11 -	24.289	262.1	1:21.475	28.794	200.3	2:14.558
4 -	24.669	260.2	1:27.380	29.813	197.8	2:21.862	12 -	24.502	258.9	1:21.977	28.344	202.6	2:14.823
5 -	24.607	255.9	1:22.896	28.698	199.2	2:16.201	13 -	24.079	262.1	1:21.531	28.662	203.0	2:14.272
6 -	24.752	256.5	1:21.570	28.551	200.0	2:14.873	14 -	24.776	254.7	1:21.967	28.359	200.3	2:15.102
7 -	24.706	257.1	1:21.310	28.509	201.1	2:14.525	15 -	24.633	259.6	1:20.443	28.728	197.8	2:13.804
8 -	24.557	258.9	1:20.743	28.536	201.1	2:13.836							



50th Macau Grand Prix
RACE 2 - SECTOR ANALYSIS

(contd.)

38	Michael HO			MAC	Dallara F302 Toyota Tom's					
1 -	36.046 221.3	2:13.329		51.572 82.5	3:40.947	9 -	25.122 252.9	1:26.204	29.525 197.8	2:20.851
2 -	1:17.702 98.1	2:24.965		32.993 161.4	4:15.660	10 -	25.096 252.9	1:27.634	29.805 197.4	2:22.535
3 -	28.501 237.3	1:31.054		30.624 194.2	2:30.179	11 -	25.104 252.9	1:25.883	30.473 193.5	2:21.460
4 -	25.231 249.4	1:29.637		30.533 193.8	2:25.401	12 -	25.137 250.5	1:26.656	29.665 196.7	2:21.458
5 -	25.274 252.9	1:29.487		30.129 196.0	2:24.890	13 -	25.187 252.9	1:25.022	29.132 199.6	2:19.341
6 -	25.103 252.9	1:29.508		29.951 196.7	2:24.562	14 -	25.048 251.1	1:25.293	29.282 197.4	2:19.623
7 -	25.102 254.1	1:27.610		29.983 193.8	2:22.695	15 -	25.119 250.5	1:24.914	29.459 197.4	2:19.492
8 -	25.180 254.1	1:26.230		29.523 198.1	2:20.933					



**50th Macau Grand Prix
RACE 2 - SPEED TRAP - FINISH LINE**

POS	NO	CL	NAME	NAT	ENTRY	KPH
1	37		Pierre KAFFER	GER	Dallara F303 Toyota Tom's	203.0
2	12		Nelson PIQUET JR	BRA	Dallara F302/3 Renault-Sodemo	201.4
3	20		Robert DOORNBOS	NED	Dallara F302/3 Opel-Spiess	201.1
4	16		Fabio CARBONE	BRA	Dallara F302 Renault-Sodemo	200.7
5	9		James COURTNEY	AUS	Dallara F302 Toyota-Tom's	200.3
6	5		Alvaro PARENTE	POR	Dallara F302/3 Honda-Mugen	200.0
7	38		Michael HO	MAC	Dallara F302 Toyota Tom's	199.6
8	32		Hiroki YOSHIMOTO	JPN	Dallara F302 Opel-Spiess	199.6
9	10		Tatsuya KATAOKA	JPN	Dallara F302 Toyota-Tom's	199.6
10	17		Nicolas LAPIERRE	FRA	Dallara F302 Renault-Sodemo	199.6
11	6		Nico ROSBERG	FIN	Dallara F302/3 Honda-Mugen	199.6
12	23		Paolo MONTIN	ITA	Dallara F303 Nissan-Tomei	199.2
13	36		Fairuz FAUZY	MAL	Dallara F302 Honda-Mugen	198.8
14	30		Danny WATTS	GBR	Dallara F302 Honda-Mugen	198.5
15	1		Ryan BRISCOE	AUS	Dallara F303 Opel-Spiess	198.5
16	21		Ronnie QUINTARELLI	ITA	Dallara F302 Opel-Spiess	197.8
17	18		César CAMPANICO	POR	Dallara F302 Renault-Sodemo	197.8
18	2		Katsuyuki HIRANAKA	JPN	Dallara F302 Opel-Spiess	197.4
19	31		Pedro BARRAL	ESP	Dallara F302 Opel-Spiess	197.4
20	19		Robert AUSTIN	GBR	Dallara F302/3 Opel-Spiess	196.3
21	22		Naoki YOKOMIZO	JPN	Dallara F302 Opel-Spiess	194.9
22	26		Marco BONANOMI	ITA	Dallara F302 Opel-Spiess	194.5
23	33		Ernesto VISO	VEN	Dallara F302 Honda-Mugen	193.8
24	28		LEI Kit Meng	MAC	Dallara F302 Honda-Mugen	191.4
25	29		Joseph Rosa MERSZEI	MAC	Dallara F302 Honda-Mugen	187.1
26	27		Lewis HAMILTON	GBR	Dallara F302 Honda-Mugen	177.9



**50th Macau Grand Prix
RACE 2 - SPEED TRAP - SECTOR 1**

(contd.)

POS	NO	CL	NAME	NAT	ENTRY	KPH
1	12		Nelson PIQUET JR	BRA	Dallara F302/3 Renault-Sodemo	267.3
2	10		Tatsuya KATAOKA	JPN	Dallara F302 Toyota-Tom's	266.0
3	17		Nicolas LAPIERRE	FRA	Dallara F302 Renault-Sodemo	266.0
4	37		Pierre KAFFER	GER	Dallara F303 Toyota Tom's	264.7
5	18		César CAMPANICO	POR	Dallara F302 Renault-Sodemo	264.0
6	16		Fabio CARBONE	BRA	Dallara F302 Renault-Sodemo	263.4
7	1		Ryan BRISCOE	AUS	Dallara F303 Opel-Spiess	263.4
8	6		Nico ROSBERG	FIN	Dallara F302/3 Honda-Mugen	263.4
9	23		Paolo MONTIN	ITA	Dallara F303 Nissan-Tomei	263.4
10	30		Danny WATTS	GBR	Dallara F302 Honda-Mugen	262.7
11	9		James COURTNEY	AUS	Dallara F302 Toyota-Tom's	262.1
12	32		Hiroki YOSHIMOTO	JPN	Dallara F302 Opel-Spiess	261.5
13	2		Katsuyuki HIRANAKA	JPN	Dallara F302 Opel-Spiess	260.8
14	5		Alvaro PARENTE	POR	Dallara F302/3 Honda-Mugen	259.6
15	36		Fairuz FAUZY	MAL	Dallara F302 Honda-Mugen	259.6
16	19		Robert AUSTIN	GBR	Dallara F302/3 Opel-Spiess	258.9
17	21		Ronnie QUINTARELLI	ITA	Dallara F302 Opel-Spiess	258.9
18	31		Pedro BARRAL	ESP	Dallara F302 Opel-Spiess	258.9
19	20		Robert DOORNBOS	NED	Dallara F302/3 Opel-Spiess	258.3
20	22		Naoki YOKOMIZO	JPN	Dallara F302 Opel-Spiess	257.1
21	26		Marco BONANOMI	ITA	Dallara F302 Opel-Spiess	256.5
22	38		Michael HO	MAC	Dallara F302 Toyota Tom's	254.1
23	28		LEI Kit Meng	MAC	Dallara F302 Honda-Mugen	252.9
24	25		Robert KUBICA	POL	Dallara F302 Opel-Spiess	250.5
25	33		Ernesto VISO	VEN	Dallara F302 Honda-Mugen	248.8
26	27		Lewis HAMILTON	GBR	Dallara F302 Honda-Mugen	247.7
27	11		Richard ANTINUCCI	USA	Dallara F302/3 Renault-Sodemo	246.0
28	15		Andrew THOMPSON	GBR	Dallara F302/3 Renault-Sodemo	244.3
29	29		Joseph Rosa MERSZEI	MAC	Dallara F302 Honda-Mugen	240.5

Weather/Track: Cloudy/Dry

www.mstworld.com

Results from UNISYS. Imagine it. Done.

Circuito Da Guia
Circuit Length = 6.1200 km.
Start: 16:00 End: 16:37
Issued - 16:42 Sunday, 16 November 2003

BULLETIN TK192



50th Macau Grand Prix RACE - LEG 2 - BEST SECTOR TIMES

SECTOR 1				SECTOR 2				SECTOR 3				IDEAL / BEST COMPARISON			
POS	NO	NAME	TIME	NO	NAME	TIME	NO	NAME	TIME	POS	NO	NAME	IDEAL	BEST	DIFF
1	37	KAFFER	24.079	12	PIQUET	1:19.999	9	COURTNEY	28.242	1	12	PIQUET	2:12.497	2:13.131	0.634
2	12	PIQUET	24.183	20	DOORNBOS	1:20.077	37	KAFFER	28.244	2	37	KAFFER	2:12.766	2:13.804	1.038
3	10	KATAOKA	24.242	9	COURTNEY	1:20.089	16	CARBONE	28.280	3	9	COURTNEY	2:12.803	2:12.937	0.134
4	17	LAPIERRE	24.261	23	MONTIN	1:20.280	10	KATAOKA	28.285	4	20	DOORNBOS	2:12.826	2:13.637	0.811
5	18	CAMPANICO	24.274	37	KAFFER	1:20.443	12	PIQUET	28.315	5	23	MONTIN	2:12.908	2:13.465	0.557
6	5	PARENTE	24.277	16	CARBONE	1:20.485	20	DOORNBOS	28.337	6	16	CARBONE	2:13.138	2:13.503	0.365
7	23	MONTIN	24.287	17	LAPIERRE	1:20.506	23	MONTIN	28.341	7	17	LAPIERRE	2:13.171	2:13.324	0.153
8	16	CARBONE	24.373	36	FAUZY	1:20.616	36	FAUZY	28.390	8	10	KATAOKA	2:13.553	2:13.961	0.408
9	1	BRISCOE	24.406	30	WATTS	1:20.743	2	HIRANAKA	28.399	9	36	FAUZY	2:13.606	2:14.058	0.452
10	6	ROSBERG	24.409	18	CAMPANICO	1:20.806	17	LAPIERRE	28.404	10	18	CAMPANICO	2:13.697	2:14.209	0.512
11	20	DOORNBOS	24.412	2	HIRANAKA	1:20.831	1	BRISCOE	28.524	11	2	HIRANAKA	2:13.905	2:14.400	0.495
12	32	YOSHIMOTO	24.456	21	QUINTARELLI	1:20.843	18	CAMPANICO	28.617	12	1	BRISCOE	2:14.020	2:14.333	0.313
13	9	COURTNEY	24.472	10	KATAOKA	1:21.026	32	YOSHIMOTO	28.698	13	30	WATTS	2:14.043	2:14.266	0.223
14	30	WATTS	24.563	1	BRISCOE	1:21.090	30	WATTS	28.737	14	21	QUINTARELLI	2:14.296	2:14.388	0.092
15	36	FAUZY	24.600	6	ROSBERG	1:21.137	21	QUINTARELLI	28.746	15	6	ROSBERG	2:14.301	2:14.686	0.385
16	2	HIRANAKA	24.675	32	YOSHIMOTO	1:21.872	6	ROSBERG	28.755	16	32	YOSHIMOTO	2:15.026	2:15.518	0.492
17	31	BARRAL	24.676	22	YOKOMIZO	1:22.011	5	PARENTE	28.814	17	22	YOKOMIZO	2:16.080	2:16.493	0.413
18	21	QUINTARELLI	24.707	31	BARRAL	1:23.804	19	AUSTIN	29.077	18	19	AUSTIN	2:17.640	2:17.910	0.270
19	19	AUSTIN	24.708	19	AUSTIN	1:23.855	38	HO	29.132	19	31	BARRAL	2:17.852	2:18.575	0.723
20	22	YOKOMIZO	24.924	26	BONANOMI	1:24.817	22	YOKOMIZO	29.145	20	38	HO	2:19.094	2:19.341	0.247
21	38	HO	25.048	38	HO	1:24.914	31	BARRAL	29.372	21	26	BONANOMI	2:19.430	2:19.588	0.158
22	26	BONANOMI	25.072	5	PARENTE	1:27.413	26	BONANOMI	29.541	22	5	PARENTE	2:20.504	2:20.689	0.185
23	28	LEI	25.407	28	LEI	1:28.914	33	VISO	29.954	23	28	LEI	2:25.090	2:25.244	0.154
24	33	VISO	25.592	33	VISO	1:29.637	28	LEI	30.769	24	33	VISO	2:25.183	2:25.183	0.000
25	29	MERSZEI	26.553	29	MERSZEI	1:32.429	29	MERSZEI	31.575	25	29	MERSZEI	2:30.557	2:31.872	1.315
26	27	HAMILTON	31.202	27	HAMILTON	1:51.547	27	HAMILTON	46.877	26	27	HAMILTON	3:09.626	3:23.151	13.525
												Perfect Lap	2:12.320		

Weather/Track: Cloudy/Dry

UNISYS. Imagine it. Done.

Circuito Da Guia
Circuit Length = 6.1200 km
Start: 16:00 End: 16:37